

Approval body for construction products
and types of construction

Bautechnisches Prüfamt

An institution established by the Federal and
Laender Governments



European Technical Assessment

ETA-10/0198
of 7 September 2023

English translation prepared by DIBt - Original version in German language

General Part

Technical Assessment Body issuing the
European Technical Assessment:

Deutsches Institut für Bautechnik

Trade name of the construction product

SX, SLG, SL, TDA, TDB, TDC, SD, SXW, SW, CX,
CXLW, SDL, SXL

Product family
to which the construction product belongs

Fastening screws for metal members and sheeting

Manufacturer

SFS Group Schweiz AG
Rosenbergsaustraße 10
9435 HEERBRUGG
SCHWEIZ

Manufacturing plant

SFS plants 5, 7, 32

This European Technical Assessment
contains

76 pages including 69 annexes which form an integral
part of this assessment

This European Technical Assessment is
issued in accordance with Regulation (EU)
No 305/2011, on the basis of

330046-01-0602

This version replaces

ETA-10/0198 issued on 1 June 2022

The European Technical Assessment is issued by the Technical Assessment Body in its official language. Translations of this European Technical Assessment in other languages shall fully correspond to the original issued document and shall be identified as such.

Communication of this European Technical Assessment, including transmission by electronic means, shall be in full. However, partial reproduction may only be made with the written consent of the issuing Technical Assessment Body. Any partial reproduction shall be identified as such.

This European Technical Assessment may be withdrawn by the issuing Technical Assessment Body, in particular pursuant to information by the Commission in accordance with Article 25(3) of Regulation (EU) No 305/2011.

Specific Part

1 Technical description of the product

The fastening screws are self-drilling or self-tapping screws made of austenitic stainless steel or carbon steel with anticorrosion coating (listed in Table 1). The fastening screws are normally completed with sealing washers consisting of metal washer and EPDM-seal.

Table 1 – Fastening screws for metal members and sheeting

| Annex | Fastening Screw | Description | Material Fastener | Material Component I / II |
|---------|---|---|-------------------|---------------------------|
| 4 / 5 | Fastening screws for perforated steel sheeting | Steel sheeting with hole pattern I Steel sheeting with hole pattern II | Stainless steel | Perforated sheeting |
| 6 | CX-S16-5,5 x L | Self-drilling screw with sealing washer $\geq \varnothing$ 16 mm | Stainless steel | Steel / Steel |
| 7 | | | | Alu / Alu |
| 8 / 9 | SX3-A11-6,0 x L SX3-L12-A11-6,0 x L SX3-D12-A11-6,0 x L SX3-D10-A11-6,0 x L | Self-drilling screw with sealing washer $\geq \varnothing$ 11 mm | Stainless steel | Steel / Steel |
| 10 / 11 | SX3-A11-6,0 x L SX3-L12-A11-6,0 x L SX3-D12-A11-6,0 x L SX3-D10-A11-6,0 x L SX3-S14-6,0 x L | Self-drilling screw with sealing washer $\geq \varnothing$ 11 mm | Stainless steel | Alu / Steel |
| 12 | SX3-L12-S14-6,0 x L SX3-D12-S14-6,0 x L SX3-D10-S14-6,0 x L | | | Alu / Alu |
| 13 / 14 | SX3-S12-6,0 x L SX3-L12-S12-6,0 x L SX3-D12-S12-6,0 x L | Self-drilling screw with sealing washer $\geq \varnothing$ 12 mm | Stainless steel | Steel / Steel |
| 15 / 16 | SX3-S14-6,0 x L SX3-L12-S14-6,0 x L SX3-D12-S14-6,0 x L SX3-D10-S14-6,0 x L | Self-drilling screw with sealing washer $\geq \varnothing$ 14 mm | Stainless steel | Steel / Steel |
| 17 / 18 | SX3-S16-6,0 x L SX3-L12-S16-6,0 x L SX3-D12-S16-6,0 x L SX3-D10-S16-6,0 x L | Self-drilling screw with sealing washer $\geq \varnothing$ 16 mm | Stainless steel | Steel / Steel |
| 19 / 20 | SX3-S19-6,0 x L SX3-L12-S19-6,0 x L SX3-D12-S19-6,0 x L SX3-D10-S19-6,0 x L | Self-drilling screw with sealing washer $\geq \varnothing$ 19 mm | Stainless steel | Steel / Steel |
| 21 | SX5-A11-5,5 x L SX5-L12-A11-5,5 x L SX5-D12-A11-5,5 x L SX5-D10-A11-5,5 x L | Self-drilling screw with sealing washer $\geq \varnothing$ 11 mm | Stainless steel | Steel / Steel |
| 22 | SX5-A11-5,5 x L SX5-L12-A11-5,5 x L SX5-D12-A11-5,5 x L SX5-D10-A11-5,5 x L | Self-drilling screw with sealing washer $\geq \varnothing$ 11 mm | Stainless steel | Alu / Steel |
| 23 | SX5-S14-5,5 x L SX5-L12-S14-5,5 x L SX5-D12-S14-5,5 x L SX5-D10-S14-5,5 x L | | | Alu / Alu |

Table 1 – Continued

| Annex | Fastening Screw | Description | Material Fastener | Material Component I / II |
|---------|--|---|--------------------|---------------------------|
| 24 | SX5-S12-5,5 x L SX5-L12-S12-5,5 x L SX5-D12-S12-5,5 x L | Self-drilling screw with sealing washer $\geq \varnothing$ 12 mm | Stainless steel | Steel / Steel |
| 25 | SX5-S14-5,5 x L SX5-L12-S14-5,5 x L SX5-D12-S14-5,5 x L SX5-D10-S14-5,5 x L | Self-drilling screw with sealing washer $\geq \varnothing$ 14 mm | Stainless steel | Steel / Steel |
| 26 | SX5-S16-5,5 x L SX5-L12-S16-5,5 x L | Self-drilling screw with sealing washer $\geq \varnothing$ 16 mm | Stainless steel | Steel / Steel |
| 27 | SX5-D12-S16-5,5 x L SX5-D10-S16-5,5 x L | | | Steel / Alu |
| 28 | SX5-S19-5,5 x L SX5-L12-S19-5,5 x L SX5-D12-S19-5,5 x L SX5-D10-S19-5,5 x L | Self-drilling screw with sealing washer $\geq \varnothing$ 19 mm | Stainless steel | Steel / Steel |
| 29 | SX14-A11-5,5 x L SX14-L12-A11-5,5 x L SX14-D10-A11-5,5 x L | Self-drilling screw with sealing washer $\geq \varnothing$ 11 mm | Stainless steel | Steel / Steel |
| 30 | SX14-S14-5,5 x L SX14-L12-S14-5,5 x L SX14-D10-S14-5,5 x L | Self-drilling screw with sealing washer $\geq \varnothing$ 14 mm | Stainless steel | Steel / Steel |
| 31 | SX14-S16-5,5 x L SX14-L12-S16-5,5 x L SX14-D12-S16-5,5 x L SX14-D10-S16-5,5 x L | Self-drilling screw with sealing washer $\geq \varnothing$ 16 mm | Stainless steel | Steel / Steel |
| 32 | SX20-S16-5,5 x L | Self-drilling screw with sealing washer $\geq \varnothing$ 16 mm | Stainless steel | Steel / Steel |
| 33 | SW2-S-S16-6.0 x L SW2-S-L12-S16-6.0 x L | Self-drilling screw with sealing washer $\geq \varnothing$ 16 mm | Stainless steel | Steel / Timber |
| 34 | SXW-S16-6.0 x L SXW-L12-S16-6.0 x L | | | Alu / Timber |
| 35 | SXW-S16-6.5 x L SXW-L12-S16-6.5 x L | Self-drilling screw with sealing washer $\geq \varnothing$ 16 mm | Stainless steel | Steel / Timber |
| 36 | | | | Alu / Timber |
| 37 / 38 | TDA-S-S16-6,5 x L TDA-S16-6,5 x L | Self-tapping screw with sealing washer $\geq \varnothing$ 16 mm | Stainless steel | Steel / Steel |
| 39 | | | | Alu / Steel |
| 40 | | | | Alu / Alu |
| 41 | | | | Steel / Timber |
| 42 | | | | Alu / Timber |
| 43 | TDB-S-S16-6,3 x L TDB-S16-6,3 x L | Self-tapping screw with sealing washer $\geq \varnothing$ 16 mm | Stainless steel | Steel / Steel |
| 44 | | | | Alu / Steel |
| 45 | | | | Alu / Alu |
| 46 | TDC-S-S16-6,3 x L TDC-S16-6,3 x L | Self-tapping screw with sealing washer $\geq \varnothing$ 16 mm | Stainless steel | Steel / Steel |

Table 1 - Continued

| Annex | Fastening Screw | Description | Material Fastener | Material Component I / II |
|---------|---|--|-------------------|---------------------------|
| 47 | CXLW-D10-A11-4,8 x L | Self-drilling screw with sealing washer $\geq \varnothing$ 11 mm | Stainless steel | Steel / Steel |
| 48 | | | | Alu / Alu |
| 49 | | | | Steel / Timber |
| 50 | CXLW-AV14-4,8 x L | Self-drilling screw with sealing washer $\geq \varnothing$ 14 mm | Stainless steel | Steel / Steel |
| 51 | | | | Alu / Alu |
| 52 | | | | Steel / Timber |
| 53 | SD1-D7-4,8 x L SX2-D7-4,8 x L | Self-drilling screw | Stainless steel | Steel / Steel |
| 54 | SDL1-D10-A11-4,8 x L | Self-drilling screw with sealing washer $\geq \varnothing$ 11 mm | Stainless steel | Steel / Steel |
| 55 | SDL1-AV14-4,8 x L | Self-drilling screw with sealing washer $\geq \varnothing$ 14 mm | Stainless steel | Steel / Steel |
| 56 | SXL2-AV14-6,3 x L SXL2-L12-AV14-6,3 x L | Self-drilling screw with sealing washer $\geq \varnothing$ 14 mm | Stainless steel | Steel / Steel |
| 57 | | | | Alu / Alu |
| 58 | SLG-S-6,5 x L | Self-drilling screw | Stainless steel | Steel / Steel |
| 59 | | | | Alu / Steel |
| 60 / 61 | SL3/2-5-S-SV16-6,0 x L SXL3-SV16-6,0 x L | Self-drilling screw with washer 13x16 mm | Stainless steel | Steel / Steel |
| 62 / 63 | | | | Alu / Steel |
| 64 | SL2-S-S14-4.8 x L | Self-drilling screw with sealing washer $\geq \varnothing$ 14 mm | Stainless steel | Steel / Steel |
| 65 | SL2-S-S14-5.5 x L | Self-drilling screw with sealing washer $\geq \varnothing$ 14 mm | Stainless steel | Steel / Steel |
| 66 | | | | Alu / Alu |
| 67 | SL2-S-S14-6.3 x L SL2-S-L12-S14-6.3 x L | Self-drilling screw with sealing washer $\geq \varnothing$ 14 mm | Stainless steel | Steel / Steel |
| 68 | | | | Alu / Alu |
| 69 | SLG-S-S14-4.8 x L | Self-drilling screw with sealing washer $\geq \varnothing$ 14 mm | Stainless steel | Steel / Steel |

2 Specification of the intended use in accordance with the applicable European Assessment Document

The fastening screws are intended to be used for fastening metal sheeting to metal or timber substructures. The sheeting can either be used as wall or roof cladding or as load bearing wall and roof element. The fastening screws can also be used for the fastening of any other thin gauge metal members. The intended use comprises fastening screws and connections for indoor and outdoor applications. Fastening screws which are intended to be used in external environments with $\geq C2$ corrosion according to the standard EN ISO 12944-2 are made of stainless steel. Furthermore the intended use comprises connections with predominantly static loads (e.g. wind loads, dead loads). The fastening screws are not intended for re-use.

The performances given in Section 3 are only valid if the fastening screws are used in compliance with the specifications and conditions given in Annex (1-69).

The verification and assessment methods on which this European Technical Assessment is based lead to the assumption of a working life of the fastening screws of at least 25 years. The indications given on the working life cannot be interpreted as a guarantee given by the manufacturer, but are to be regarded only as a means for choosing the right products in relation to the expected economically reasonable working life of the works.

3 Performance of the product and references to the methods used for its assessment

3.1 Mechanical resistance and stability (BWR 1)

| Essential characteristic | Performance |
|---|-------------------------|
| Shear Resistance of the Connection | see Annexes to this ETA |
| Tension Resistance of the Connection | see Annexes to this ETA |
| Design Resistance in combination of tension and shear forces (interaction) | see Annexes to this ETA |
| Check of Deformation Capacity in case of constraining forces due to temperature | No performance assessed |
| Durability | see Annexes to this ETA |

3.2 Safety in case of fire (BWR 2)

| Essential characteristic | Performance |
|--------------------------|-------------|
| Reaction to fire | Class A1 |

4 Assessment and verification of constancy of performance (AVCP) system applied, with reference to its legal base

In accordance with EAD 330046-01-0602, the applicable European legal act is: Commission Decision 1998/214/EC, amended by 2001/596/EC.

The system to be applied is: 2+

5 Technical details necessary for the implementation of the AVCP system, as provided for in the applicable EAD

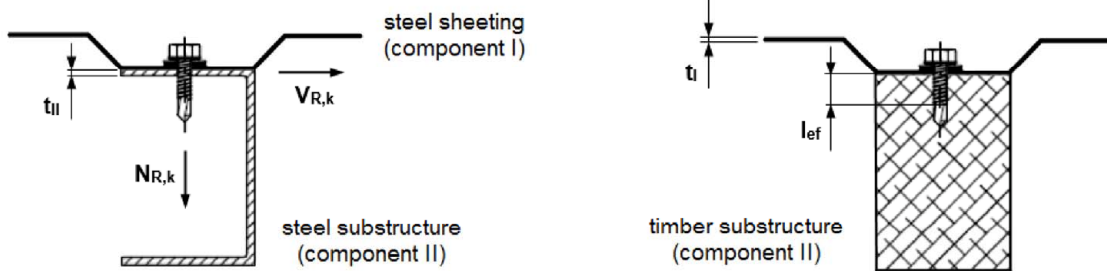
Technical details necessary for the implementation of the AVCP system are laid down in the control plan deposited with Deutsches Institut für Bautechnik.

Issued in Berlin on 7 September 2023 by Deutsches Institut für Bautechnik

BD Dr.-Ing. Ronald Schwuchow
Head of Section

beglaubigt:
Hahn

Examples of connections



Description of the components

Component I Metal members or sheeting made of steel or aluminium

Component II Substructure made of steel, aluminium or timber

Dimensions of the components

| | |
|------------|---|
| t_I | Nominal thickness of metal member or sheeting |
| t_{II} | Nominal thickness of steel or aluminium substructure |
| l_{ef} | Screw-in length in timber substructure (without drill point) |
| l_p | Screw-in length in timber substructure (including thread point) |
| $d_{dp,I}$ | Pre-drill diameter of metal member or sheeting |
| d_{dp} | Pre-drill diameter of the connection |

Assessed performance characteristics

| | |
|--------------|---|
| $N_{R,k}$ | Characteristic value of tension resistance of the connection |
| $V_{R,k}$ | Characteristic value of shear resistance of the connection |
| $V_{R,I,k}$ | Characteristic value of hole bearing resistance of the metal member or sheeting |
| $N_{R,I,k}$ | Characteristic value of pull-through resistance of the metal member or sheeting |
| $N_{R,II,k}$ | Characteristic value of pull-out resistance of the substructure |
| $f_{ax,k}$ | Characteristic value of withdrawal strength of the fastening screw |
| $M_{y,Rk}$ | Characteristic value of yield moment of the fastening screw |

Fastening screws for metal members and sheeting

Basics

Annex 1

Assessment of performance characteristics

The declared performance characteristics have been assessed according to EAD 330047-01-0602.

The characteristic value of tension resistance of a connection ($N_{R,k}$) results from the minimum of the tension resistance of the fastening screw (N_{screw}), the pull-through resistance of the metal member or sheeting ($N_{R,I,k}$) and the pull-out resistance of the substructure ($N_{R,II,k}$). The pull-through resistance includes a reduction factor 2/3 to take the influence of repeated wind loads into account.

$$N_{Rk} = \min\{N_{screw}; N_{R,I,k}; N_{R,II,k}\}$$

The characteristic value of shear resistance of a connection ($V_{R,k}$) results from the minimum of the shear resistance of the fastening screw (V_{screw}) and the shear resistance of the connection between metal member or sheeting and substructure ($V_{R,III,k}$).

$$V_{Rk} = \min\{V_{screw}; V_{R,III,k}\}$$

The characteristic values consider minimum thicknesses (t_{min}) of the declared nominal thicknesses ($t_{nom} = t_i, t_{II}$) according following table:

| Steel components | t_{nom} | t_{min} | t_{nom} | t_{min} | t_{nom} | t_{min} | t_{nom} | t_{min} |
|------------------|-----------|-----------|-----------|-----------|-----------|-----------|-----------|-----------|
| | [mm] | [mm] | [mm] | [mm] | [mm] | [mm] | [mm] | [mm] |
| | 0.40 | 0.33 | 1.00 | 0.91 | 3.00 | 2.85 | 10.00 | 8.50 |
| | 0.50 | 0.42 | 1.25 | 1.13 | 4.00 | 3.40 | 12.00 | 10.20 |
| | 0.63 | 0.55 | 1.50 | 1.38 | 5.00 | 4.25 | 15.00 | 12.75 |
| | 0.75 | 0.67 | 2.00 | 1.87 | 6.00 | 5.10 | 18.00 | 15.30 |
| | 0.88 | 0.79 | 2.50 | 2.36 | 8.00 | 6.80 | | |

| Aluminium components | t_{nom} | t_{min} | t_{nom} | t_{min} | t_{nom} | t_{min} | t_{nom} | t_{min} |
|----------------------|-----------|-----------|-----------|-----------|-----------|-----------|-----------|-----------|
| | [mm] | [mm] | [mm] | [mm] | [mm] | [mm] | [mm] | [mm] |
| | 0.50 | 0.44 | 0.90 | 0.82 | 2.00 | 1.85 | 5.00 | 4.75 |
| | 0.60 | 0.53 | 1.00 | 0.91 | 2.50 | 2.35 | 6.00 | 5.70 |
| | 0.70 | 0.63 | 1.20 | 1.10 | 3.00 | 2.85 | | |
| | 0.80 | 0.72 | 1.50 | 1.35 | 4.00 | 3.80 | | |

The characteristic values consider a minimum tensile strength of 360 N/mm² of the declared steel materials (S280GD, S235), a minimum tensile strength of 165 N/mm² and 215 N/mm² of the declared aluminium materials resp. the minimum density of 350 kg/m³, 550 kg/m³ resp. 500 kg/m³ of the declared timber materials (C24, OSB3 resp. P5).

Characteristic values for component thicknesses (t_i, t_{II}) or screw-in lengths (l_{ef}, l_p) that are between two declared component thicknesses or screw-in lengths may be determined by linear interpolation.

The characteristic values may be applied for further steel materials according to EN 1993-1-1 (table 3.1) and EN 1993-1-3 (table 3.1) as long as the material properties corresponds to declared materials.

| | |
|--|----------------|
| Fastening screws for metal members and sheeting | Annex 2 |
| Basics | |

Recommendation for design values

Provisions for the design of a connection are given in Eurocode 0 (EN 1990: Basis of structural design), Eurocode 3 (EN 1993: Design of steel structures) Eurocode 5 (EN 1995: Design of timber structures) and Eurocode 9 (EN 1999: Design of aluminium structures).

The design value of tension and shear resistance of a connection ($N_{R,d}$ resp. $V_{R,d}$) shall be determined by taking into account a partial safety factor (γ_M). Recommended is $\gamma_M = 1.33$ unless otherwise stated in National Regulations or National Annexes of Eurocode 0, Eurocode 3, Eurocode 5 or Eurocode 9.

$$N_{R,d} = \frac{N_{R,k}}{\gamma_M}$$

$$V_{R,d} = \frac{V_{R,k}}{\gamma_M}$$

Application specific conditions shall be taken into account:

- In case of combined tension and shear load of a connection, the condition according to EN 1993-1-3 (equation 8.2) resp. EN 1999-1-4 (equation 8.1) shall be fulfilled.
- In case of timber substructure, a modification factor (k_{mod}) according to EN 1995-1-1 (table 3.1) shall be applied at pull-out resistance ($N_{R,II,k}$).
- In case of eccentric fastening of metal members or sheeting or asymmetrical steel or aluminium substructure, a reduction of tension resistance ($N_{R,k}$) according to EN 1090-4 (section B.5) and EN 1993-1-3 (section 8.3) resp. EN 1090-5 (section B.4) and EN 1999-1-4 (section 8.3) shall be applied.

Installation requirements

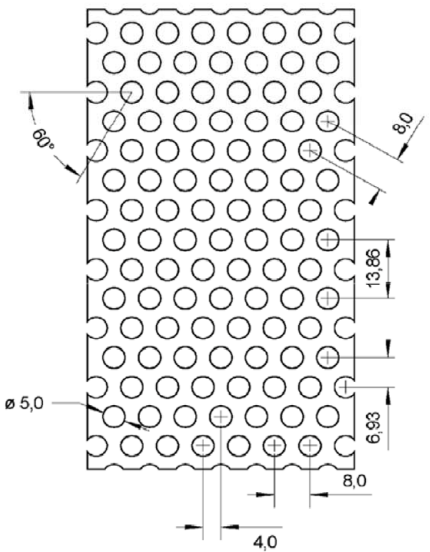
The installation has to be carried out according to the manufacturer's instructions.

Installation instructions given in corresponding European Standards shall be taken into account:

- Requirements on the installation of fastening screws are given in EN 1090-2 (section 8.8) and EN 1090-4 (section 8.1 and 8.2) resp. EN 1090-3 (section 8.5) and EN 1090-5 (section 8.1 and 8.2).
- Requirements on minimum distances between fastening screws and minimum distances to component edges and ends are given in EN 1090-4 (section 8.7) and EN 1993-1-3 (section 8.3), EN 1090-5 (section 8.6) and EN 1999-1-4 (section 8.1) resp. EN 1995-1-1 (section 8.7).

Requirements on the minimum screw-in depth in steel substructures are given in EN 1090-4 (section 8.5).

| | |
|--|----------------|
| Fastening screws for metal members and sheeting | Annex 3 |
| Basics | |

| | |
|---|--|
|  | <p>Fastening screws:</p> <p>Self-drilling screws Ø 5.5 to 6.3 mm made of stainless steel with sealing washer made of stainless steel</p> <p>Self-tapping screws Ø 6.3 to 6.5 mm made of stainless steel with sealing washer made of stainless steel</p> |
| | <p>Materials:</p> <p>Fastener: According to Annex of the fastening screw</p> <p>Washer: According to Annex of the fastening screw</p> <p>Component I: S280GD to S450GD - EN 10346</p> <p>Component II: According to Annex of the fastening screw</p> |

| | | Sealing washer Ø [mm] | | | |
|-------------------------------|---------------------------|-----------------------|------|------|------|
| | | 16 | 19 | ≥ 22 | |
| V_{R,I,k} [kN] | 0.75 | 2.16 | 2.22 | 2.24 | |
| | 0.88 | 2.56 | 2.64 | 2.64 | |
| | t_i [mm] | 1.00 | 2.92 | 3.04 | 3.02 |
| | | 1.25 | 3.70 | 3.88 | 3.80 |
| | | 1.50 | 4.46 | 4.74 | 4.56 |
| N_{R,I,k} [kN] | 0.75 | 1.40 | 1.94 | 2.14 | |
| | 0.88 | 1.82 | 2.34 | 2.62 | |
| | t_i [mm] | 1.00 | 2.24 | 2.74 | 3.06 |
| | | 1.25 | 3.24 | 3.58 | 4.08 |
| | | 1.50 | 4.36 | 4.46 | 5.12 |

Additional definitions

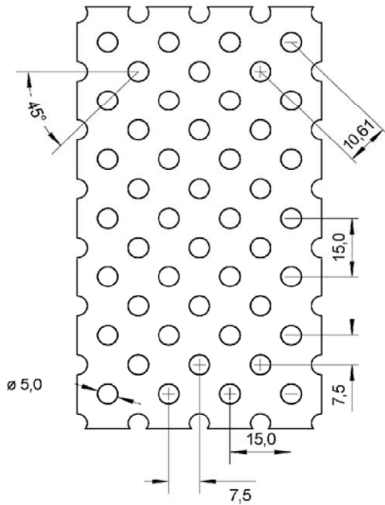
The characteristic values $N_{R,k}$ and $V_{R,k}$ can be determined according to Annex 3

For component I made of S320GD the indicated values may be increased by 8.3%

For component I made of S350GD to S450GD the indicated values may be increased by 16.6%

The thickness t_i shall be at least 1 mm if component I is exposed to wind loads

| | |
|--|----------------|
| Steel sheeting with hole pattern I | Annex 4 |
| Fastening screws for perforated steel sheeting | |



Fastening screws:

Self-drilling screws \varnothing 5.5 to 6.3 mm made of stainless steel with sealing washer made of stainless steel

Self-tapping screws \varnothing 6.3 to 6.5 mm made of stainless steel with sealing washer made of stainless steel

Materials:

Fastener: According to Annex of the fastening screw

Washer: According to Annex of the fastening screw

Component I: S280GD to S450GD - EN 10346

Component II: According to Annex of the fastening screw

| | | Sealing washer \varnothing [mm] | | | |
|------------------------------------|------------------------------|-----------------------------------|------|-----------|------|
| | | 16 | 19 | ≥ 22 | |
| $V_{R,I,k}$ [kN] | 0.75 | 2.38 | 2.52 | 2.84 | |
| | 0.88 | 3.02 | 3.12 | 3.42 | |
| | t_i [mm] | 1.00 | 3.56 | 3.70 | 3.84 |
| | | 1.25 | 4.68 | 4.84 | 4.92 |
| | | 1.50 | 5.76 | 6.04 | 5.90 |
| $N_{R,I,k}$ [kN] | 0.75 | 2.86 | 3.16 | 3.24 | |
| | 0.88 | 3.40 | 3.72 | 3.76 | |
| | t_i [mm] | 1.00 | 3.90 | 4.28 | 4.28 |
| | | 1.25 | 4.94 | 5.42 | 5.42 |
| | | 1.50 | 6.00 | 6.60 | 6.60 |

Additional definitions

The characteristic values $N_{R,k}$ and $V_{R,k}$ can be determined according to Annex 3

For component I made of S320GD the indicated values may be increased by 8.3%

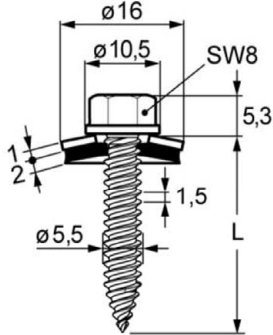
For component I made of S350GD to S450GD the indicated values may be increased by 16.6%

The thickness t_i shall be at least 1 mm if component I is exposed to wind loads

Steel sheeting with hole pattern II

Fastening screws for perforated steel sheeting

Annex 5



Materials:

Fastener: Stainless steel A2 or A4 - EN ISO 3506

Washer: Stainless steel A2 or A4 - EN ISO 3506
with EPDM-seal

Component I: S280GD to S450GD - EN 10346

Component II: S280GD to S450GD - EN 10346

Drilling-capacity: $\Sigma(t_i + t_{ii}) \leq 1.80 \text{ mm}$

| | | $t_{ii} \text{ [mm]}$ | | | | | |
|---------------------------|------|-----------------------|------|------|------|------|------|
| | | 0.40 | 0.50 | 0.55 | 0.63 | 0.75 | 0.88 |
| $V_{R,k} \text{ [kN]}$ | 0.40 | 0.81 | 0.81 | 0.81 | 0.81 | 0.81 | 0.81 |
| | 0.50 | 0.81 | 1.35 | 1.35 | 1.35 | 1.35 | 1.35 |
| | 0.55 | 0.81 | 1.35 | 1.49 | 1.49 | 1.49 | 1.49 |
| | 0.63 | 0.81 | 1.35 | 1.49 | 1.71 | 1.71 | 1.71 |
| | 0.75 | 0.81 | 1.35 | 1.49 | 1.71 | 2.05 | 2.05 |
| | 0.88 | 0.81 | 1.35 | 1.49 | 1.71 | 2.05 | 2.75 |
| $N_{R,k} \text{ [kN]}$ | 0.40 | 0.44 | 0.77 | 0.85 | 0.98 | 1.04 | 1.04 |
| | 0.50 | 0.44 | 0.77 | 0.85 | 0.98 | 1.17 | 1.25 |
| | 0.55 | 0.44 | 0.77 | 0.85 | 0.98 | 1.17 | 1.51 |
| | 0.63 | 0.44 | 0.77 | 0.85 | 0.98 | 1.17 | 1.54 |
| | 0.75 | 0.44 | 0.77 | 0.85 | 0.98 | 1.17 | 1.54 |
| | 0.88 | 0.44 | 0.77 | 0.85 | 0.98 | 1.17 | 1.54 |
| $N_{R,II,k} \text{ [kN]}$ | | 0.44 | 0.77 | 0.85 | 0.98 | 1.17 | 1.54 |

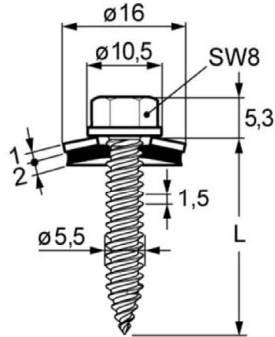
Additional definitions

For component I and component II made of S320GD to S450GD the resistance value may be increased by 8.3%.

Self-tapping screw with sealing washer $\varnothing \geq 16 \text{ mm}$

CX-S16-5,5xL

Annex 6



Materials:

Fastener: Stainless steel A2 or A4 - EN ISO 3506

Washer: Aluminum alloy – EN 573
with EPDM-seal

Component I: Aluminum alloy - EN 573

Component II: Aluminum alloy with - EN 573

Drilling-capacity: $\Sigma(t_i + t_{ii}) \leq 4.00$ mm

| Component I $R_m \geq 165$ N/mm ² | t_{ii} [mm] | | | | | | | | | | |
|---|---------------|------|------|------|------|------|------|------|------|------|------|
| | 0.50 | 0.60 | 0.70 | 0.80 | 0.90 | 1.00 | 1.20 | 1.50 | 2.00 | | |
| $V_{R,k}$ [kN] | 0.50 | 0.61 | 0.61 | 0.61 | 0.61 | 0.61 | 0.61 | 0.61 | 0.61 | 0.61 | |
| | 0.60 | 0.61 | 0.84 | 0.84 | 0.84 | 0.84 | 0.84 | 0.84 | 0.84 | 0.84 | |
| | 0.70 | 0.61 | 0.84 | 1.06 | 1.06 | 1.06 | 1.06 | 1.06 | 1.06 | 1.06 | |
| | 0.80 | 0.61 | 0.84 | 1.06 | 1.29 | 1.29 | 1.29 | 1.29 | 1.29 | 1.29 | |
| | t_i [mm] | 0.90 | 0.61 | 0.84 | 1.06 | 1.29 | 1.38 | 1.38 | 1.38 | 1.38 | 1.38 |
| | | 1.00 | 0.61 | 0.84 | 1.06 | 1.29 | 1.38 | 1.47 | 1.47 | 1.47 | 1.47 |
| | | 1.20 | 0.61 | 0.84 | 1.06 | 1.29 | 1.38 | 1.47 | 1.64 | 1.64 | 1.64 |
| | | 1.50 | 0.61 | 0.84 | 1.06 | 1.29 | 1.38 | 1.47 | 1.64 | 1.89 | 1.89 |
| 2.00 | 0.61 | 0.84 | 1.06 | 1.29 | 1.38 | 1.47 | 1.64 | 1.89 | 2.63 | | |
| $N_{R,II,k}$ [kN] | 0.32 | 0.42 | 0.52 | 0.61 | 0.72 | 0.83 | 1.02 | 1.32 | 1.89 | | |

| Component I $R_m \geq 215$ N/mm ² | t_{ii} [mm] | | | | | | | | | | |
|---|---------------|------|------|------|------|------|------|------|------|------|------|
| | 0.50 | 0.60 | 0.70 | 0.80 | 0.90 | 1.00 | 1.20 | 1.50 | 2.00 | | |
| $V_{R,k}$ [kN] | 0.50 | 0.80 | 0.80 | 0.80 | 0.80 | 0.80 | 0.80 | 0.80 | 0.80 | 0.80 | |
| | 0.60 | 0.80 | 0.96 | 0.96 | 0.96 | 0.96 | 0.96 | 0.96 | 0.96 | 0.96 | |
| | 0.70 | 0.80 | 0.96 | 1.12 | 1.12 | 1.12 | 1.12 | 1.12 | 1.12 | 1.12 | |
| | 0.80 | 0.80 | 0.96 | 1.12 | 1.29 | 1.29 | 1.29 | 1.29 | 1.29 | 1.29 | |
| | t_i [mm] | 0.90 | 0.80 | 0.96 | 1.12 | 1.29 | 1.60 | 1.60 | 1.60 | 1.60 | 1.60 |
| | | 1.00 | 0.80 | 0.96 | 1.12 | 1.29 | 1.60 | 1.92 | 1.92 | 1.92 | 1.92 |
| | | 1.20 | 0.80 | 0.96 | 1.12 | 1.29 | 1.60 | 1.92 | 2.14 | 2.14 | 2.14 |
| | | 1.50 | 0.80 | 0.96 | 1.12 | 1.29 | 1.60 | 1.92 | 2.14 | 2.46 | 2.46 |
| 2.00 | 0.80 | 0.96 | 1.12 | 1.29 | 1.60 | 1.92 | 2.14 | 2.46 | 3.43 | | |
| $N_{R,II,k}$ [kN] | 0.41 | 0.48 | 0.55 | 0.61 | 0.85 | 1.08 | 1.33 | 1.72 | 2.46 | | |

Additional definitions

The resistance value $N_{R,k}$ can be determined as follows: $N_{R,k} = \min \{ N_{R,I,k} \mid N_{R,II,k} \}$. $N_{R,I,k}$ has to be calculated according to EN 1999-1-4:2007, equation (8.13).

Self-tapping screw with sealing washer $\varnothing \geq 16$ mm

CX-S16-5,5xL

Annex 7

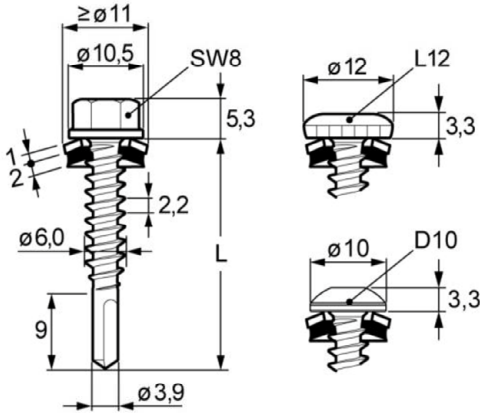
| | |
|--|---|
| | <p>Materials:</p> <p>Fastener: Stainless steel A2 or A4 - EN ISO 3506</p> <p>Washer: Aluminum alloy – EN 573 with EPDM-seal</p> <p>Component I: S280GD to S450GD - EN 10346</p> <p>Component II: S280GD to S450GD - EN 10346</p> |
| | <p>Drilling-capacity: $\Sigma(t_i + t_{ii}) \leq 3.00 \text{ mm}$</p> |

| | | $t_{ii} [\text{mm}]$ | | | | | | | | |
|--------------------------|-------------------|----------------------|--------------------|--------------------|--------------------|--------------------|--------------------|--------------------|--------------------|--------------------|
| | | 0.63 | 0.75 | 0.88 | 1.00 | 1.25 | 1.50 | 1.75 | 2.00 | |
| $V_{Rk} [\text{kN}]$ | 0.50 | 0.98 ¹⁾ | 1.20 ¹⁾ | 1.45 ¹⁾ | 1.61 ¹⁾ | 1.76 ¹⁾ | 1.90 ¹⁾ | 1.90 ¹⁾ | 1.90 ¹⁾ | |
| | 0.55 | 1.03 ¹⁾ | 1.25 ¹⁾ | 1.53 ¹⁾ | 1.68 ¹⁾ | 1.91 ¹⁾ | 2.13 ¹⁾ | 2.13 ¹⁾ | 2.13 ¹⁾ | |
| | 0.63 | 1.11 ¹⁾ | 1.34 ¹⁾ | 1.66 ¹⁾ | 1.79 ¹⁾ | 2.15 ¹⁾ | 2.50 ¹⁾ | 2.50 ¹⁾ | 2.50 ¹⁾ | |
| | 0.75 | 1.11 ¹⁾ | 1.47 ¹⁾ | 1.85 ¹⁾ | 1.96 ¹⁾ | 2.51 ¹⁾ | 3.06 ¹⁾ | 3.06 ¹⁾ | 3.06 ¹⁾ | |
| | $t_i [\text{mm}]$ | 0.88 | 1.11 ¹⁾ | 1.47 ¹⁾ | 1.85 ¹⁾ | 2.05 | 2.79 | 3.53 | 3.66 | 3.79 |
| | | 1.00 | 1.11 ¹⁾ | 1.47 ¹⁾ | 1.85 ¹⁾ | 2.14 | 3.05 | 3.96 | 4.21 | 4.46 |
| | | 1.25 | 1.11 ¹⁾ | 1.47 ¹⁾ | 1.85 ¹⁾ | 2.32 | 3.59 | 4.86 | 5.36 | - |
| | | 1.50 | 1.11 ¹⁾ | 1.47 ¹⁾ | 1.85 ¹⁾ | 2.32 | 3.59 | 4.86 | - | - |
| $N_{Rk} [\text{kN}]$ | 0.50 | 0.89 | 1.14 | 1.59 | 1.59 ¹⁾ | 1.59 ¹⁾ | 1.59 ¹⁾ | 1.59 ¹⁾ | 1.59 ¹⁾ | |
| | 0.55 | 0.89 | 1.14 | 1.66 | 1.70 | 1.70 ¹⁾ | 1.70 ¹⁾ | 1.70 ¹⁾ | 1.70 ¹⁾ | |
| | 0.63 | 0.89 | 1.14 | 1.66 | 1.81 | 1.87 ¹⁾ | 1.87 ¹⁾ | 1.87 ¹⁾ | 1.87 ¹⁾ | |
| | 0.75 | 0.89 | 1.14 | 1.66 | 1.81 | 2.12 ¹⁾ | 2.12 ¹⁾ | 2.12 ¹⁾ | 2.12 ¹⁾ | |
| | $t_i [\text{mm}]$ | 0.88 | 0.89 | 1.14 | 1.66 | 1.81 | 2.38 | 2.67 ¹⁾ | 2.67 ¹⁾ | 2.67 ¹⁾ |
| | | 1.00 | 0.89 | 1.14 | 1.66 | 1.81 | 2.38 | 3.14 | 3.17 ¹⁾ | 3.17 ¹⁾ |
| | | 1.25 | 0.89 | 1.14 | 1.66 | 1.81 | 2.38 | 3.14 | 3.86 | - |
| | | 1.50 | 0.89 | 1.14 | 1.66 | 1.81 | 2.38 | 3.14 | - | - |
| $N_{R,ii,k} [\text{kN}]$ | 0.89 | 1.14 | 1.66 | 1.81 | 2.38 | 3.14 | 3.86 | 4.57 | | |

Additional definitions

Index ¹⁾: For component I made of S320GD to S450GD the resistance value may be increased by 8.3%.

| | |
|--|----------------|
| Self-drilling screw with sealing washer $\geq \text{Ø } 11 \text{ mm}$ | Annex 8 |
| SX3-A11-6,0xL, SX3-L12-A11-6,0xL, SX3-D12-A11-6,0xL, SX3-D10-A11-6,0xL | |



Materials:

Fastener: Stainless steel A2 or A4 - EN ISO 3506

Washer: Aluminum alloy – EN 573
with EPDM-seal

Component I: S280GD to S450GD - EN 10346

Component II: S280GD to S450GD - EN 10346

Drilling-capacity: $\Sigma(t_i + t_{ii}) \leq 4.00$ mm

| | | t_{ii} [mm] | | | | | | | |
|-------------------|------------|----------------------|----------------------|----------------------|----------------------|----------------------|----------------------|----------------------|----------------------|
| | | 2 x 0.63 | 2 x 0.75 | 2 x 0.88 | 2 x 1.00 | 2 x 1.25 | 2 x 1.50 | | |
| $V_{R,k}$ [kN] | t_i [mm] | 0.50 | 0.55 | 0.63 | 0.75 | 0.88 | 1.00 | 1.25 | 1.50 |
| | | 0.88 ¹⁾ - | 0.98 ¹⁾ - | 1.15 ¹⁾ - | 1.39 ¹⁾ - | 1.66 - | 1.90 - | 2.41 - | 2.41 - |
| | | 1.87 ¹⁾ - | 2.01 ¹⁾ - | 2.24 ¹⁾ - | 2.58 ¹⁾ - | 2.67 - | 2.75 - | 2.92 - | 2.92 - |
| | | 1.89 ¹⁾ - | 2.05 ¹⁾ - | 2.30 ¹⁾ - | 2.68 ¹⁾ - | 3.30 - | 3.36 - | 3.47 - | 3.47 - |
| | | 1.91 ¹⁾ - | 2.08 ¹⁾ - | 2.36 ¹⁾ - | 2.77 ¹⁾ - | 3.36 - | 4.01 - | 4.01 - | 4.01 - |
| | | 1.91 ¹⁾ - | 2.12 ¹⁾ - | 2.45 ¹⁾ - | 2.96 ¹⁾ - | 3.66 - | 4.01 - | 5.05 - | 5.05 - |
| | | 1.91 ¹⁾ - | 2.12 ¹⁾ - | 2.45 ¹⁾ - | 2.96 ¹⁾ - | 3.79 - | 4.01 - | - | - |
| | | 1.91 ¹⁾ - | 2.12 ¹⁾ - | 2.45 ¹⁾ - | 2.96 ¹⁾ - | 3.79 - | 4.01 - | - | - |
| $N_{R,k}$ [kN] | t_i [mm] | 0.50 | 0.55 | 0.63 | 0.75 | 0.88 | 1.00 | 1.25 | 1.50 |
| | | 1.40 - | 1.40 - | 1.40 - | 1.40 - | 1.40 - | 1.40 - | 1.40 - | 1.40 - |
| | | 1.59 ¹⁾ - | 1.70 ¹⁾ - | 1.87 - | 1.98 - | 1.98 - | 1.98 - | 1.98 - | 1.98 - |
| | | 1.59 ¹⁾ - | 1.70 ¹⁾ - | 1.87 ¹⁾ - | 2.12 ¹⁾ - | 2.61 - | 2.61 - | 2.61 - | 2.61 - |
| | | 1.59 ¹⁾ - | 1.70 ¹⁾ - | 1.87 ¹⁾ - | 2.12 ¹⁾ - | 2.67 ¹⁾ - | 3.17 - | 3.17 - | 3.17 - |
| | | 1.59 ¹⁾ - | 1.70 ¹⁾ - | 1.87 ¹⁾ - | 2.12 ¹⁾ - | 2.67 ¹⁾ - | 3.17 ¹⁾ - | 3.17 ¹⁾ - | 3.17 ¹⁾ - |
| | | 1.59 ¹⁾ - | 1.70 ¹⁾ - | 1.87 ¹⁾ - | 2.12 ¹⁾ - | 2.67 ¹⁾ - | 3.17 ¹⁾ - | 3.17 ¹⁾ - | 3.17 ¹⁾ - |
| | | 1.59 ¹⁾ - | 1.70 ¹⁾ - | 1.87 ¹⁾ - | 2.12 ¹⁾ - | 2.67 ¹⁾ - | 3.17 ¹⁾ - | 3.17 ¹⁾ - | 3.17 ¹⁾ - |
| $N_{R,II,k}$ [kN] | | | | | | | | | |
| | 1.40 | 1.98 | 2.61 | 3.19 | 4.37 | 5.82 | | | |

Additional definitions

Index ¹⁾: For component I made of S320GD to S450GD the resistance value may be increased by 8.3%.

Self-drilling screw with sealing washer $\geq \varnothing 11$ mm

SX3-A11-6,0xL, SX3-L12-A11-6,0xL, SX3-D12-A11-6,0xL, SX3-D10-A11-6,0xL

Annex 9

| | |
|--|--|
| | Materials: Fastener: Stainless steel A2 or A4 - EN ISO 3506 Washer: Aluminum alloy - EN 573 Stainless steel A2 or A4 - EN ISO 3506 with EPDM-seal Component I: Aluminum alloy - EN 573 Component II: S280GD to S450GD - EN 10346 |
| | Drilling-capacity: $\Sigma(t_i + t_{ii}) \leq 3.00 \text{ mm}$ |

| Component I $R_m \geq 165 \text{ N/mm}^2$ | $t_{ii} [\text{mm}]$ | | | | | | | | |
|--|----------------------|--------|--------|--------|--------|--------|--------|--------|--------|
| | 0.75 | 0.88 | 1.00 | 1.25 | 1.50 | 1.75 | 2.00 | | |
| $V_{R,k} [\text{kN}]$ | 0.50 | 0.56 - | 0.73 - | 0.78 - | 0.78 - | 0.78 - | 0.78 - | 0.78 - | |
| | 0.60 | 0.76 - | 0.86 - | 0.92 - | 0.93 - | 0.97 - | 0.98 - | 0.98 - | |
| | 0.70 | 0.96 - | 0.98 - | 1.06 - | 1.07 - | 1.16 - | 1.17 - | 1.18 - | |
| | 0.80 | 1.06 - | 1.11 - | 1.20 - | 1.22 - | 1.35 - | 1.37 - | 1.38 - | |
| | $t_i [\text{mm}]$ | 0.90 | 1.06 - | 1.24 - | 1.34 - | 1.37 - | 1.54 - | 1.57 - | 1.59 - |
| | | 1.00 | 1.06 - | 1.36 - | 1.48 - | 1.51 - | 1.73 - | 1.76 - | 1.79 - |
| | | 1.20 | 1.06 - | 1.36 - | 1.48 - | 1.80 - | 2.11 - | 2.15 - | - - |
| | 1.50 | 1.06 - | 1.36 - | 1.48 - | 1.80 - | 2.11 - | - - | - - | |
| $N_{R,II,k} [\text{kN}]$ | 1.14 | 1.66 | 1.81 | 2.38 | 3.14 | 3.86 | 4.57 | | |

| Component I $R_m \geq 215 \text{ N/mm}^2$ | $t_{ii} [\text{mm}]$ | | | | | | | | |
|--|----------------------|--------|--------|--------|--------|--------|--------|--------|--------|
| | 0.75 | 0.88 | 1.00 | 1.25 | 1.50 | 1.75 | 2.00 | | |
| $V_{R,k} [\text{kN}]$ | 0.50 | 0.74 - | 0.95 - | 1.02 - | 1.02 - | 1.02 - | 1.02 - | 1.02 - | |
| | 0.60 | 0.99 - | 1.11 - | 1.20 - | 1.21 - | 1.27 - | 1.27 - | 1.28 - | |
| | 0.70 | 1.25 - | 1.28 - | 1.38 - | 1.40 - | 1.51 - | 1.53 - | 1.54 - | |
| | 0.80 | 1.37 - | 1.44 - | 1.57 - | 1.59 - | 1.76 - | 1.78 - | 1.80 - | |
| | $t_i [\text{mm}]$ | 0.90 | 1.37 - | 1.61 - | 1.75 - | 1.78 - | 2.01 - | 2.04 - | 2.07 - |
| | | 1.00 | 1.37 - | 1.77 - | 1.93 - | 1.96 - | 2.26 - | 2.29 - | 2.33 - |
| | | 1.20 | 1.37 - | 1.77 - | 1.93 - | 2.34 - | 2.75 - | 2.80 - | - - |
| | 1.50 | 1.37 - | 1.77 - | 1.93 - | 2.34 - | 2.75 - | - - | - - | |
| $N_{R,II,k} [\text{kN}]$ | 1.14 | 1.66 | 1.81 | 2.38 | 3.14 | 3.86 | 4.57 | | |

Additional definitions

The resistance value $N_{R,k}$ can be determined as follows: $N_{R,k} = \min \{ N_{R,I,k} | N_{R,II,k} \}$. $N_{R,I,k}$ has to be calculated according to EN 1999-1-4:2007, equation (8.13).

| | |
|--|-----------------|
| Self-drilling screw with sealing washer $\geq \varnothing 11 \text{ mm}$ | Annex 10 |
| SX3-A11-6,0xL, SX3-L12-A11-6,0xL, SX3-D12-A11-6,0xL, SX3-D10-A11-6,0xL, SX3-S14-6,0xL, SX3-L12-S14-6,0xL, SX3-D12-S14-6,0xL, SX3-D10-S14-6,0xL | |

| | |
|--|--|
| | <p>Materials:</p> <p>Fastener: Stainless steel A2 or A4 - EN ISO 3506</p> <p>Washer: Aluminum alloy - EN 573 Stainless steel A2 or A4 - EN ISO 3506 with EPDM-seal</p> <p>Component I: Aluminum alloy - EN 573</p> <p>Component II: S280GD to S450GD - EN 10346</p> |
| | <p>Drilling-capacity: $\Sigma(t_i + t_{ii}) \leq 4.00$ mm</p> |

| Component I $R_m \geq 165$ N/mm ² | t_{ii} [mm] | | | | | |
|---|---------------|----------|----------|----------|----------|----------|
| | 2 x 0.63 | 2 x 0.75 | 2 x 0.88 | 2 x 1.00 | 2 x 1.25 | 2 x 1.50 |
| $V_{R,k}$ [kN] | 0.50 | 0.65 - | 0.70 - | 0.75 - | 0.78 - | 0.78 - |
| | 0.60 | 0.65 - | 1.02 - | 1.07 - | 1.10 - | 1.10 - |
| | 0.70 | 0.65 - | 1.18 - | 1.39 - | 1.42 - | 1.42 - |
| | 0.80 | 0.65 - | 1.18 - | 1.71 - | 1.74 - | 1.74 - |
| t_i [mm] | 0.90 | 0.65 - | 1.18 - | 1.71 - | 1.90 - | 1.90 - |
| | 1.00 | 0.65 - | 1.18 - | 1.71 - | 2.06 - | 2.06 - |
| | 1.20 | 0.65 - | 1.18 - | 1.71 - | 2.06 - | - - |
| | 1.50 | 0.65 - | 1.18 - | 1.71 - | 2.06 - | - - |
| $N_{R,II,k}$ [kN] | 1.40 | 1.98 | 2.61 | 3.19 | 4.37 | 5.82 |

| Component I $R_m \geq 215$ N/mm ² | t_{ii} [mm] | | | | | |
|---|---------------|----------|----------|----------|----------|----------|
| | 2 x 0.63 | 2 x 0.75 | 2 x 0.88 | 2 x 1.00 | 2 x 1.25 | 2 x 1.50 |
| $V_{R,k}$ [kN] | 0.50 | 0.85 - | 0.92 - | 0.98 - | 1.02 - | 1.02 - |
| | 0.60 | 0.85 - | 1.33 - | 1.40 - | 1.44 - | 1.44 - |
| | 0.70 | 0.85 - | 1.33 - | 1.81 - | 1.85 - | 1.85 - |
| | 0.80 | 0.85 - | 1.33 - | 2.22 - | 2.27 - | 2.27 - |
| t_i [mm] | 0.90 | 0.85 - | 1.33 - | 2.22 - | 2.48 - | 2.48 - |
| | 1.00 | 0.85 - | 1.33 - | 2.22 - | 2.68 - | 2.68 - |
| | 1.20 | 0.85 - | 1.33 - | 2.22 - | 2.68 - | - - |
| | 1.50 | 0.85 - | 1.33 - | 2.22 - | 2.68 - | - - |
| $N_{R,II,k}$ [kN] | 1.40 | 1.98 | 2.61 | 3.19 | 4.37 | 5.82 |

Additional definitions

The resistance value $N_{R,k}$ can be determined as follows: $N_{R,k} = \min \{ N_{R,I,k} | N_{R,II,k} \}$. $N_{R,I,k}$ has to be calculated according to EN 1999-1-4:2007, equation (8.13).

| | |
|--|-----------------|
| Self-drilling screw with sealing washer $\geq \varnothing 11$ mm | Annex 11 |
| SX3-A11-6,0xL, SX3-L12-A11-6,0xL, SX3-D12-A11-6,0xL, SX3-D10-A11-6,0xL, SX3-S14-6,0xL, SX3-L12-S14-6,0xL, SX3-D12-S14-6,0xL, SX3-D10-S14-6,0xL | |

| | |
|--|--|
| | <p>Materials:</p> <p>Fastener: Stainless steel A2 or A4 - EN ISO 3506</p> <p>Washer: Aluminum alloy - EN 573 Stainless steel A2 or A4 - EN ISO 3506 with EPDM-seal</p> <p>Component I: Aluminum alloy - EN 573</p> <p>Component II: Aluminum alloy - EN 573</p> |
| | <p>Drilling-capacity: $\Sigma(t_i + t_{ii}) \leq 4.00$ mm</p> |

| Component I and II $R_m \geq 165$ N/mm ² | t_{ii} [mm] | | | | | |
|--|---------------|--------|--------|--------|-------------|--------|
| | 1.00 | 1.20 | 1.50 | 2.00 | ≥ 2.50 | |
| $V_{R,k}$ [kN] | 0.50 | 0.65 - | 0.69 - | 0.69 - | 0.69 - | |
| | 0.60 | 0.80 - | 0.80 - | 0.86 - | 0.97 - | |
| | 0.70 | 0.99 - | 0.99 - | 1.04 - | 1.25 - | |
| | 0.80 | 1.19 - | 1.19 - | 1.21 - | 1.53 - | |
| | t_i [mm] | 0.90 | 1.31 - | 1.31 - | 1.38 - | 1.81 - |
| | | 1.00 | 1.42 - | 1.42 - | 1.55 - | 2.08 - |
| | | 1.20 | 1.42 - | 1.45 - | 1.90 - | 2.08 - |
| | 1.50 | 1.42 - | 1.45 - | 1.90 - | 2.08 - | |
| $N_{R,II,k}$ [kN] | 0.72 | 0.82 | 1.26 | 1.85 | 2.65 | |

| Component I and II $R_m \geq 215$ N/mm ² | t_{ii} [mm] | | | | | |
|--|---------------|--------|--------|--------|-------------|--------|
| | 1.00 | 1.20 | 1.50 | 2.00 | ≥ 2.50 | |
| $V_{R,k}$ [kN] | 0.50 | 0.85 - | 0.90 - | 0.90 - | 0.90 - | |
| | 0.60 | 1.04 - | 1.04 - | 1.12 - | 1.26 - | |
| | 0.70 | 1.30 - | 1.30 - | 1.35 - | 1.63 - | |
| | 0.80 | 1.55 - | 1.55 - | 1.57 - | 1.99 - | |
| | t_i [mm] | 0.90 | 1.70 - | 1.70 - | 1.80 - | 2.35 - |
| | | 1.00 | 1.85 - | 1.85 - | 2.02 - | 2.71 - |
| | | 1.20 | 1.85 - | 1.89 - | 2.47 - | 2.71 - |
| | 1.50 | 1.85 - | 1.89 - | 2.47 - | 2.71 - | |
| $N_{R,II,k}$ [kN] | 0.93 | 1.06 | 1.64 | 2.41 | 3.45 | |

Additional definitions

The resistance value $N_{R,k}$ can be determined as follows: $N_{R,k} = \min \{ N_{R,I,k} \mid N_{R,II,k} \}$. $N_{R,I,k}$ has to be calculated according to EN 1999-1-4:2007, equation (8.13).

| | |
|--|-----------------|
| Self-drilling screw with sealing washer $\geq \varnothing 11$ mm | Annex 12 |
| SX3-A11-6,0xL, SX3-L12-A11-6,0xL, SX3-D12-A11-6,0xL, SX3-D10-A11-6,0xL, SX3-S14-6,0xL, SX3-L12-S14-6,0xL, SX3-D12-S14-6,0xL, SX3-D10-S14-6,0xL | |

| | |
|--|--|
| | <p>Materials:</p> <p>Fastener: Stainless steel A2 or A4 - EN ISO 3506</p> <p>Washer: Stainless steel A2 or A4 - EN ISO 3506 with EPDM-seal</p> <p>Component I: S280GD to S450GD - EN 10346</p> <p>Component II: S280GD to S450GD - EN 10346</p> |
| | <p>Drilling-capacity: $\Sigma(t_i + t_{ii}) \leq 3.00 \text{ mm}$</p> |

| | | $t_{ii} [\text{mm}]$ | | | | | | | | |
|--------------------------|-------------------|----------------------|--------------------|--------------------|--------------------|--------------------|--------------------|--------------------|--------------------|------|
| | | 0.63 | 0.75 | 0.88 | 1.00 | 1.25 | 1.50 | 1.75 | 2.00 | |
| $V_{Rk} [\text{kN}]$ | 0.50 | 0.98 ¹⁾ | 1.20 ¹⁾ | 1.45 ¹⁾ | 1.61 ¹⁾ | 1.76 ¹⁾ | 1.90 ¹⁾ | 1.90 ¹⁾ | 1.90 ¹⁾ | |
| | 0.55 | 1.03 ¹⁾ | 1.25 ¹⁾ | 1.53 ¹⁾ | 1.68 ¹⁾ | 1.91 ¹⁾ | 2.13 ¹⁾ | 2.13 ¹⁾ | 2.13 ¹⁾ | |
| | 0.63 | 1.11 ¹⁾ | 1.34 ¹⁾ | 1.66 ¹⁾ | 1.79 ¹⁾ | 2.15 ¹⁾ | 2.50 ¹⁾ | 2.50 ¹⁾ | 2.50 ¹⁾ | |
| | 0.75 | 1.11 ¹⁾ | 1.47 ¹⁾ | 1.85 ¹⁾ | 1.96 ¹⁾ | 2.51 ¹⁾ | 3.06 ¹⁾ | 3.06 ¹⁾ | 3.06 ¹⁾ | |
| | $t_i [\text{mm}]$ | 0.88 | 1.11 ¹⁾ | 1.47 ¹⁾ | 1.85 ¹⁾ | 2.05 | 2.79 | 3.53 | 3.66 | 3.79 |
| | | 1.00 | 1.11 ¹⁾ | 1.47 ¹⁾ | 1.85 ¹⁾ | 2.14 | 3.05 | 3.96 | 4.21 | 4.46 |
| | | 1.25 | 1.11 ¹⁾ | 1.47 ¹⁾ | 1.85 ¹⁾ | 2.32 | 3.59 | 4.86 | 5.36 | - |
| | | 1.50 | 1.11 ¹⁾ | 1.47 ¹⁾ | 1.85 ¹⁾ | 2.32 | 3.59 | 4.86 | - | - |
| $N_{Rk} [\text{kN}]$ | 0.50 | 0.89 | 1.14 | 1.22 ¹⁾ | 1.22 ¹⁾ | 1.22 ¹⁾ | 1.22 ¹⁾ | 1.22 ¹⁾ | 1.22 ¹⁾ | |
| | 0.55 | 0.89 | 1.14 | 1.54 | 1.54 ¹⁾ | 1.54 ¹⁾ | 1.54 ¹⁾ | 1.54 ¹⁾ | 1.54 ¹⁾ | |
| | 0.63 | 0.89 | 1.14 | 1.66 | 1.81 | 2.04 ¹⁾ | 2.04 ¹⁾ | 2.04 ¹⁾ | 2.04 ¹⁾ | |
| | 0.75 | 0.89 | 1.14 | 1.66 | 1.81 | 2.38 | 2.80 ¹⁾ | 2.80 ¹⁾ | 2.80 ¹⁾ | |
| | $t_i [\text{mm}]$ | 0.88 | 0.89 | 1.14 | 1.66 | 1.81 | 2.38 | 3.14 | 3.63 | 3.63 |
| | | 1.00 | 0.89 | 1.14 | 1.66 | 1.81 | 2.38 | 3.14 | 3.86 | 4.39 |
| | | 1.25 | 0.89 | 1.14 | 1.66 | 1.81 | 2.38 | 3.14 | 3.86 | - |
| | | 1.50 | 0.89 | 1.14 | 1.66 | 1.81 | 2.38 | 3.14 | - | - |
| $N_{R,II,k} [\text{kN}]$ | 0.89 | 1.14 | 1.66 | 1.81 | 2.38 | 3.14 | 3.86 | 4.57 | - | |

Additional definitions

Index ¹⁾: For component I made of S320GD to S450GD the resistance value may be increased by 8.3%.

| | |
|--|-----------------|
| Self-drilling screw with sealing washer $\geq \text{Ø } 12 \text{ mm}$ | Annex 13 |
| SX3-S12-6,0xL, SX3-L12-S12-6,0xL, SX3-D12-S12-6,0xL | |

| | |
|--|---|
| | Materials: Fastener: Stainless steel A2 or A4 - EN ISO 3506 Washer: Stainless steel A2 or A4 - EN ISO 3506 with EPDM-seal Component I: S280GD to S450GD - EN 10346 Component II: S280GD to S450GD - EN 10346 |
| | Drilling-capacity: $\Sigma(t_i + t_{ii}) \leq 4.00 \text{ mm}$ |

| | | t_{ii} [mm] | | | | | | |
|-------------------------------------|------------|---------------|----------------------|----------------------|----------------------|----------------------|----------------------|----------------------|
| | | 2 x 0.63 | 2 x 0.75 | 2 x 0.88 | 2 x 1.00 | 2 x 1.25 | 2 x 1.50 | |
| $V_{R,k}$ [kN] | t_i [mm] | 0.50 | 0.88 ¹⁾ - | 1.87 ¹⁾ - | 1.89 ¹⁾ - | 1.91 ¹⁾ - | 1.91 ¹⁾ - | 1.91 ¹⁾ - |
| | | 0.55 | 0.98 ¹⁾ - | 2.01 ¹⁾ - | 2.05 ¹⁾ - | 2.08 ¹⁾ - | 2.12 ¹⁾ - | 2.12 ¹⁾ - |
| | | 0.63 | 1.15 ¹⁾ - | 2.24 ¹⁾ - | 2.30 ¹⁾ - | 2.36 ¹⁾ - | 2.45 ¹⁾ - | 2.45 ¹⁾ - |
| | | 0.75 | 1.39 ¹⁾ - | 2.58 ¹⁾ - | 2.68 ¹⁾ - | 2.77 ¹⁾ - | 2.96 ¹⁾ - | 2.96 ¹⁾ - |
| | | 0.88 | 1.66 - | 2.67 - | 3.30 - | 3.36 - | 3.66 - | 3.79 - |
| | | 1.00 | 1.90 - | 2.75 - | 3.36 - | 4.01 - | 4.01 - | 4.01 - |
| | | 1.25 | 2.41 - | 2.92 - | 3.47 - | 4.01 - | 5.05 - | - - |
| | | 1.50 | 2.41 - | 2.92 - | 3.47 - | 4.01 - | 5.05 - | - - |
| $N_{R,k}$ [kN] | t_i [mm] | 0.50 | 1.22 ¹⁾ - | 1.22 ¹⁾ - | 1.22 ¹⁾ - | 1.22 ¹⁾ - | 1.22 ¹⁾ - | 1.22 ¹⁾ - |
| | | 0.55 | 1.40 - | 1.54 ¹⁾ - | 1.54 ¹⁾ - | 1.54 ¹⁾ - | 1.54 ¹⁾ - | 1.54 ¹⁾ - |
| | | 0.63 | 1.40 - | 1.98 - | 2.04 ¹⁾ - | 2.04 ¹⁾ - | 2.04 ¹⁾ - | 2.04 ¹⁾ - |
| | | 0.75 | 1.40 - | 1.98 - | 2.61 - | 2.80 ¹⁾ - | 2.80 ¹⁾ - | 2.80 ¹⁾ - |
| | | 0.88 | 1.40 - | 1.98 - | 2.61 - | 3.19 - | 3.63 - | 3.63 - |
| | | 1.00 | 1.40 - | 1.98 - | 2.61 - | 3.19 - | 4.37 - | 4.39 - |
| | | 1.25 | 1.40 - | 1.98 - | 2.61 - | 3.19 - | 4.37 - | - - |
| | | 1.50 | 1.40 - | 1.98 - | 2.61 - | 3.19 - | 4.37 - | - - |
| $N_{R,II,k}$ [kN] | | | 1.40 | 1.98 | 2.61 | 3.19 | 4.37 | 5.82 |

Additional definitions

Index ¹⁾: For component I made of S320GD to S450GD the resistance value may be increased by 8.3%.

| | |
|--|-----------------|
| Self-drilling screw with sealing washer $\geq \text{Ø } 12 \text{ mm}$ | Annex 14 |
| SX3-S12-6,0xL, SX3-L12-S12-6,0xL, SX3-D12-S12-6,0xL | |

| | |
|--|--|
| | <p>Materials:</p> <p>Fastener: Stainless steel A2 or A4 - EN ISO 3506</p> <p>Washer: Stainless steel A2 or A4 - EN ISO 3506 with EPDM-seal</p> <p>Component I: S280GD to S450GD - EN 10346</p> <p>Component II: S280GD to S450GD - EN 10346</p> |
| | <p>Drilling-capacity: $\Sigma(t_i + t_{ii}) \leq 3.00 \text{ mm}$</p> |

| | | $t_{ii} [\text{mm}]$ | | | | | | | | |
|--------------------------|-------------------|----------------------|----------------------|-----------------------|-----------------------|-----------------------|-----------------------|-----------------------|-----------------------|--------|
| | | 0.63 | 0.75 | 0.88 | 1.00 | 1.25 | 1.50 | 1.75 | 2.00 | |
| $V_{Rk} [\text{kN}]$ | 0.50 | 0.98 ¹⁾ - | 1.20 ¹⁾ - | 1.45 ¹⁾ ac | 1.61 ¹⁾ ac | 1.76 ¹⁾ ac | 1.90 ¹⁾ ac | 1.90 ¹⁾ ac | 1.90 ¹⁾ ac | |
| | 0.55 | 1.03 ¹⁾ - | 1.25 ¹⁾ - | 1.53 ¹⁾ - | 1.68 ¹⁾ ac | 1.91 ¹⁾ ac | 2.13 ¹⁾ ac | 2.13 ¹⁾ ac | 2.13 ¹⁾ a | |
| | 0.63 | 1.11 ¹⁾ - | 1.34 ¹⁾ - | 1.66 ¹⁾ - | 1.79 ¹⁾ ac | 2.15 ¹⁾ ac | 2.50 ¹⁾ ac | 2.50 ¹⁾ a | 2.50 ¹⁾ a | |
| | 0.75 | 1.11 ¹⁾ - | 1.47 ¹⁾ - | 1.85 ¹⁾ - | 1.96 ¹⁾ ac | 2.51 ¹⁾ ac | 3.06 ¹⁾ ac | 3.06 ¹⁾ a | 3.06 ¹⁾ a | |
| | $t_i [\text{mm}]$ | 0.88 | 1.11 ¹⁾ - | 1.47 ¹⁾ - | 1.85 ¹⁾ - | 2.05 - | 2.79 - | 3.53 - | 3.66 - | 3.79 a |
| | | 1.00 | 1.11 ¹⁾ - | 1.47 ¹⁾ - | 1.85 ¹⁾ - | 2.14 - | 3.05 - | 3.96 - | 4.21 - | 4.46 a |
| | | 1.25 | 1.11 ¹⁾ - | 1.47 ¹⁾ - | 1.85 ¹⁾ - | 2.32 - | 3.59 - | 4.86 - | 5.36 - | - - |
| | | 1.50 | 1.11 ¹⁾ - | 1.47 ¹⁾ - | 1.85 ¹⁾ - | 2.32 - | 3.59 - | 4.86 - | - - | - - |
| $N_{Rk} [\text{kN}]$ | 0.50 | 0.89 - | 1.14 - | 1.34 ¹⁾ ac | 1.34 ¹⁾ ac | 1.34 ¹⁾ ac | 1.34 ¹⁾ ac | 1.34 ¹⁾ ac | 1.34 ¹⁾ ac | |
| | 0.55 | 0.89 - | 1.14 - | 1.66 - | 1.69 ac | 1.69 ¹⁾ ac | 1.69 ¹⁾ ac | 1.69 ¹⁾ ac | 1.69 ¹⁾ a | |
| | 0.63 | 0.89 - | 1.14 - | 1.66 - | 1.81 ac | 2.25 ac | 2.25 ¹⁾ ac | 2.25 ¹⁾ a | 2.25 ¹⁾ a | |
| | 0.75 | 0.89 - | 1.14 - | 1.66 - | 1.81 ac | 2.38 ac | 3.09 ac | 3.09 ¹⁾ a | 3.09 ¹⁾ a | |
| | $t_i [\text{mm}]$ | 0.88 | 0.89 - | 1.14 - | 1.66 - | 1.81 - | 2.38 - | 3.14 - | 3.86 - | 4.00 a |
| | | 1.00 | 0.89 - | 1.14 - | 1.66 - | 1.81 - | 2.38 - | 3.14 - | 3.86 - | 4.57 a |
| | | 1.25 | 0.89 - | 1.14 - | 1.66 - | 1.81 - | 2.38 - | 3.14 - | 3.86 - | - - |
| | | 1.50 | 0.89 - | 1.14 - | 1.66 - | 1.81 - | 2.38 - | 3.14 - | - - | - - |
| $N_{R,II,k} [\text{kN}]$ | 0.89 - | 1.14 - | 1.66 - | 1.81 - | 2.38 - | 3.14 - | 3.86 - | 4.57 - | | |

Additional definitions

Index ¹⁾: For component I made of S320GD to S450GD the resistance value may be increased by 8.3%.

| | |
|--|-----------------|
| Self-drilling screw with sealing washer $\geq \text{Ø } 14 \text{ mm}$ | Annex 15 |
| SX3-S14-6,0xL, SX3-L12-S14-6,0xL, SX3-D12-S14-6,0xL, SX3-D10-S14-6,0xL | |

| | |
|--|--|
| | <p>Materials:</p> <p>Fastener: Stainless steel A2 or A4 - EN ISO 3506</p> <p>Washer: Stainless steel A2 or A4 - EN ISO 3506 with EPDM-seal</p> <p>Component I: S280GD to S450GD - EN 10346</p> <p>Component II: S280GD to S450GD - EN 10346</p> |
| | <p>Drilling-capacity: $\Sigma(t_i + t_{ii}) \leq 4.00$ mm</p> |

| | | t_{ii} [mm] | | | | | | |
|-------------------|------------|-----------------------|-----------------------|-----------------------|-----------------------|-----------------------|-----------------------|--------|
| | | 2 x 0.63 | 2 x 0.75 | 2 x 0.88 | 2 x 1.00 | 2 x 1.25 | 2 x 1.50 | |
| $V_{R,k}$ [kN] | 0.50 | 0.88 ¹⁾ ac | 1.87 ¹⁾ ac | 1.89 ¹⁾ ac | 1.91 ¹⁾ ac | 1.91 ¹⁾ ac | 1.91 ¹⁾ ac | |
| | 0.55 | 0.98 ¹⁾ ac | 2.01 ¹⁾ ac | 2.05 ¹⁾ ac | 2.08 ¹⁾ ac | 2.12 ¹⁾ ac | 2.12 ¹⁾ a | |
| | 0.63 | 1.15 ¹⁾ ac | 2.24 ¹⁾ ac | 2.30 ¹⁾ ac | 2.36 ¹⁾ ac | 2.45 ¹⁾ ac | 2.45 ¹⁾ a | |
| | 0.75 | 1.39 ¹⁾ ac | 2.58 ¹⁾ ac | 2.68 ¹⁾ ac | 2.77 ¹⁾ ac | 2.96 ¹⁾ ac | 2.96 ¹⁾ a | |
| | t_i [mm] | 0.88 | 1.66 - | 2.67 - | 3.30 - | 3.36 ac | 3.66 a | 3.79 a |
| | | 1.00 | 1.90 - | 2.75 - | 3.36 - | 4.01 ac | 4.01 a | 4.01 a |
| | | 1.25 | 2.41 - | 2.92 - | 3.47 - | 4.01 - | 5.05 a | - - |
| | | 1.50 | 2.41 - | 2.92 - | 3.47 - | 4.01 - | 5.05 a | - - |
| $N_{R,k}$ [kN] | 0.50 | 1.34 ac | 1.34 ¹⁾ ac | 1.34 ¹⁾ ac | 1.34 ¹⁾ ac | 1.34 ¹⁾ ac | 1.34 ¹⁾ ac | |
| | 0.55 | 1.40 ac | 1.69 ¹⁾ ac | 1.69 ¹⁾ ac | 1.69 ¹⁾ ac | 1.69 ¹⁾ ac | 1.69 ¹⁾ a | |
| | 0.63 | 1.40 ac | 1.98 ac | 2.25 ¹⁾ ac | 2.25 ¹⁾ ac | 2.25 ¹⁾ ac | 2.25 ¹⁾ a | |
| | 0.75 | 1.40 ac | 1.98 ac | 2.61 ac | 3.09 ac | 3.09 ¹⁾ ac | 3.09 ¹⁾ a | |
| | t_i [mm] | 0.88 | 1.40 - | 1.98 - | 2.61 - | 3.19 ac | 4.00 a | 4.00 a |
| | | 1.00 | 1.40 - | 1.98 - | 2.61 - | 3.19 ac | 4.37 a | 4.84 a |
| | | 1.25 | 1.40 - | 1.98 - | 2.61 - | 3.19 - | 4.37 a | - - |
| | | 1.50 | 1.40 - | 1.98 - | 2.61 - | 3.19 - | 4.37 a | - - |
| $N_{R,II,k}$ [kN] | 1.40 | 1.98 | 2.61 | 3.19 | 4.37 | 5.82 | | |

Additional definitions

Index ¹⁾: For component I made of S320GD to S450GD the resistance value may be increased by 8.3%.

| | |
|---|-----------------|
| Self-drilling screw with sealing washer $\geq \text{Ø} 14$ mm | Annex 16 |
| SX3-S14-6,0xL, SX3-L12-S14-6,0xL, SX3-D12-S14-6,0xL, SX3-D10-S14-6,0xL | |

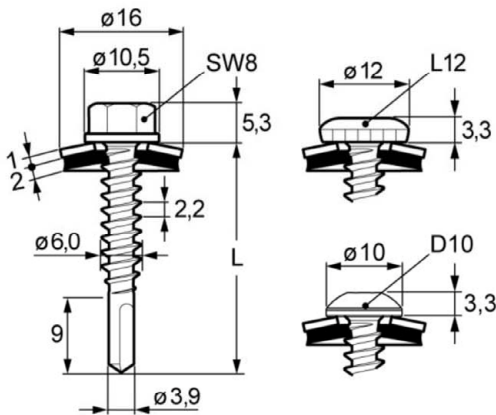
| | |
|--|--|
| | <p>Materials:</p> <p>Fastener: Stainless steel A2 or A4 - EN ISO 3506</p> <p>Washer: Stainless steel A2 or A4 - EN ISO 3506 with EPDM-seal</p> <p>Component I: S280GD to S450GD - EN 10346</p> <p>Component II: S280GD to S450GD - EN 10346</p> |
| | <p>Drilling-capacity: $\Sigma(t_i + t_{ii}) \leq 3.00$ mm</p> |

| | | t_{ii} [mm] | | | | | | | | |
|-------------------|------------|--------------------|--------------------|--------------------|--------------------|--------------------|--------------------|--------------------|--------------------|------|
| | | 0.63 | 0.75 | 0.88 | 1.00 | 1.25 | 1.50 | 1.75 | 2.00 | |
| V_{Rk} [kN] | 0.50 | 0.98 ¹⁾ | 1.20 ¹⁾ | 1.45 ¹⁾ | 1.61 ¹⁾ | 1.76 ¹⁾ | 1.90 ¹⁾ | 1.90 ¹⁾ | 1.90 ¹⁾ | |
| | 0.55 | 1.03 ¹⁾ | 1.25 ¹⁾ | 1.53 ¹⁾ | 1.68 ¹⁾ | 1.91 ¹⁾ | 2.13 ¹⁾ | 2.13 ¹⁾ | 2.13 ¹⁾ | |
| | 0.63 | 1.11 ¹⁾ | 1.34 ¹⁾ | 1.66 ¹⁾ | 1.79 ¹⁾ | 2.15 ¹⁾ | 2.50 ¹⁾ | 2.50 ¹⁾ | 2.50 ¹⁾ | |
| | 0.75 | 1.11 ¹⁾ | 1.47 ¹⁾ | 1.85 ¹⁾ | 1.96 ¹⁾ | 2.51 ¹⁾ | 3.06 ¹⁾ | 3.06 ¹⁾ | 3.06 ¹⁾ | |
| | t_i [mm] | 0.88 | 1.11 ¹⁾ | 1.47 ¹⁾ | 1.85 ¹⁾ | 2.05 | 2.79 | 3.53 | 3.66 | 3.79 |
| | | 1.00 | 1.11 ¹⁾ | 1.47 ¹⁾ | 1.85 ¹⁾ | 2.14 | 3.05 | 3.96 | 4.21 | 4.46 |
| | | 1.25 | 1.11 ¹⁾ | 1.47 ¹⁾ | 1.85 ¹⁾ | 2.32 | 3.59 | 4.86 | 5.36 | - |
| | | 1.50 | 1.11 ¹⁾ | 1.47 ¹⁾ | 1.85 ¹⁾ | 2.32 | 3.59 | 4.86 | - | - |
| N_{Rk} [kN] | 0.50 | 0.89 | 1.14 | 1.52 | 1.52 ¹⁾ | 1.52 ¹⁾ | 1.52 ¹⁾ | 1.52 ¹⁾ | 1.52 ¹⁾ | |
| | 0.55 | 0.89 | 1.14 | 1.66 | 1.81 | 1.91 ¹⁾ | 1.91 ¹⁾ | 1.91 ¹⁾ | 1.91 ¹⁾ | |
| | 0.63 | 0.89 | 1.14 | 1.66 | 1.81 | 2.38 | 2.70 ¹⁾ | 2.70 ¹⁾ | 2.70 ¹⁾ | |
| | 0.75 | 0.89 | 1.14 | 1.66 | 1.81 | 2.38 | 3.14 | 3.50 ¹⁾ | 3.50 ¹⁾ | |
| | t_i [mm] | 0.88 | 0.89 | 1.14 | 1.66 | 1.81 | 2.38 | 3.14 | 3.86 | 4.52 |
| | | 1.00 | 0.89 | 1.14 | 1.66 | 1.81 | 2.38 | 3.14 | 3.86 | 4.57 |
| | | 1.25 | 0.89 | 1.14 | 1.66 | 1.81 | 2.38 | 3.14 | 3.86 | - |
| | | 1.50 | 0.89 | 1.14 | 1.66 | 1.81 | 2.38 | 3.14 | - | - |
| $N_{R,II,k}$ [kN] | | 0.89 | 1.14 | 1.66 | 1.81 | 2.38 | 3.14 | 3.86 | 4.57 | |

Additional definitions

Index ¹⁾: For component I made of S320GD to S450GD the resistance value may be increased by 8.3%.

| | |
|--|-----------------|
| Self-drilling screw with sealing washer $\geq \varnothing 16$ mm | Annex 17 |
| SX3-S16-6,0xL, SX3-L12-S16-6,0xL, SX3-D12-S16-6,0xL, SX3-D10-S16-6,0xL | |



Materials:

Fastener: Stainless steel A2 or A4 - EN ISO 3506

Washer: Stainless steel A2 or A4 - EN ISO 3506 with EPDM-seal

Component I: S280GD to S450GD - EN 10346

Component II: S280GD to S450GD - EN 10346

Drilling-capacity: $\Sigma(t_i + t_{ii}) \leq 4.00$ mm

| | | t_{ii} [mm] | | | | | | |
|-------------------|------------|-----------------------|-----------------------|-----------------------|-----------------------|-----------------------|-----------------------|--------|
| | | 2 x 0.63 | 2 x 0.75 | 2 x 0.88 | 2 x 1.00 | 2 x 1.25 | 2 x 1.50 | |
| $V_{R,k}$ [kN] | 0.50 | 0.88 ¹⁾ ac | 1.87 ¹⁾ ac | 1.89 ¹⁾ ac | 1.91 ¹⁾ ac | 1.91 ¹⁾ ac | 1.91 ¹⁾ ac | |
| | 0.55 | 0.98 ¹⁾ ac | 2.01 ¹⁾ ac | 2.05 ¹⁾ ac | 2.08 ¹⁾ ac | 2.12 ¹⁾ ac | 2.12 ¹⁾ a | |
| | 0.63 | 1.15 ¹⁾ ac | 2.24 ¹⁾ ac | 2.30 ¹⁾ ac | 2.36 ¹⁾ ac | 2.45 ¹⁾ ac | 2.45 ¹⁾ a | |
| | 0.75 | 1.39 ¹⁾ ac | 2.58 ¹⁾ ac | 2.68 ¹⁾ ac | 2.77 ¹⁾ ac | 2.96 ¹⁾ ac | 2.96 ¹⁾ a | |
| | t_i [mm] | 0.88 | 1.66 - | 2.67 - | 3.30 - | 3.36 ac | 3.66 a | 3.79 a |
| | | 1.00 | 1.90 - | 2.75 - | 3.36 - | 4.01 ac | 4.01 a | 4.01 a |
| | | 1.25 | 2.41 - | 2.92 - | 3.47 - | 4.01 - | 5.05 a | - - |
| | | 1.50 | 2.41 - | 2.92 - | 3.47 - | 4.01 - | 5.05 a | - - |
| $N_{R,k}$ [kN] | 0.50 | 1.40 ac | 1.52 ¹⁾ ac | 1.52 ¹⁾ ac | 1.52 ¹⁾ ac | 1.52 ¹⁾ ac | 1.52 ¹⁾ ac | |
| | 0.55 | 1.40 ac | 1.91 ac | 1.91 ¹⁾ ac | 1.91 ¹⁾ ac | 1.91 ¹⁾ ac | 1.91 ¹⁾ a | |
| | 0.63 | 1.40 ac | 1.98 ac | 2.61 ac | 2.70 ¹⁾ ac | 2.70 ¹⁾ ac | 2.70 ¹⁾ a | |
| | 0.75 | 1.40 ac | 1.98 ac | 2.61 ac | 3.19 ac | 3.50 ¹⁾ ac | 3.50 ¹⁾ a | |
| | t_i [mm] | 0.88 | 1.40 - | 1.98 - | 2.61 - | 3.19 ac | 4.37 a | 4.52 a |
| | | 1.00 | 1.40 - | 1.98 - | 2.61 - | 3.19 ac | 4.37 a | 5.47 a |
| | | 1.25 | 1.40 - | 1.98 - | 2.61 - | 3.19 - | 4.37 a | - - |
| | | 1.50 | 1.40 - | 1.98 - | 2.61 - | 3.19 - | 4.37 a | - - |
| $N_{R,II,k}$ [kN] | | 1.40 | 1.98 | 2.61 | 3.19 | 4.37 | 5.82 | |

Additional definitions

Index ¹⁾: For component I made of S320GD to S450GD the resistance value may be increased by 8.3%.

Self-drilling screw with sealing washer $\geq \text{Ø } 16$ mm

SX3-S16-6,0xL, SX3-L12-S16-6,0xL, SX3-D12-S16-6,0xL, SX3-D10-S16-6,0xL

Annex 18

| | |
|--|--|
| | <p>Materials:</p> <p>Fastener: Stainless steel A2 or A4 - EN ISO 3506</p> <p>Washer: Stainless steel A2 or A4 - EN ISO 3506 with EPDM-seal</p> <p>Component I: S280GD to S450GD - EN 10346</p> <p>Component II: S280GD to S450GD - EN 10346</p> |
| | <p>Drilling-capacity: $\Sigma(t_i + t_{ii}) \leq 3.00$ mm</p> |

| | | t_{ii} [mm] | | | | | | | |
|-------------------|--------------------|-----------------------|-----------------------|-----------------------|-----------------------|-----------------------|-----------------------|-----------------------|-----------------------|
| | | 0.63 | 0.75 | 0.88 | 1.00 | 1.25 | 1.50 | 1.75 | 2.00 |
| V_{Rk} [kN] | t_i [mm] | 0.50 | 0.55 | 0.63 | 0.75 | 0.88 | 1.00 | 1.25 | 1.50 |
| | | 0.98 ¹⁾ - | 1.03 ¹⁾ - | 1.11 ¹⁾ - | 1.11 ¹⁾ - | 1.11 ¹⁾ - | 1.11 ¹⁾ - | 1.11 ¹⁾ - | 1.11 ¹⁾ - |
| | | 1.20 ¹⁾ - | 1.25 ¹⁾ - | 1.34 ¹⁾ - | 1.47 ¹⁾ - | 1.47 ¹⁾ - | 1.47 ¹⁾ - | 1.47 ¹⁾ - | 1.47 ¹⁾ - |
| | | 1.45 ¹⁾ ac | 1.53 ¹⁾ - | 1.66 ¹⁾ - | 1.85 ¹⁾ - | 1.85 ¹⁾ - | 1.85 ¹⁾ - | 1.85 ¹⁾ - | 1.85 ¹⁾ - |
| | | 1.61 ¹⁾ ac | 1.68 ¹⁾ ac | 1.79 ¹⁾ ac | 1.96 ¹⁾ ac | 1.96 ¹⁾ ac | 1.96 ¹⁾ ac | 1.96 ¹⁾ ac | 1.96 ¹⁾ ac |
| | | 1.76 ¹⁾ ac | 1.91 ¹⁾ ac | 2.15 ¹⁾ ac | 2.51 ¹⁾ ac | 2.51 ¹⁾ ac | 2.51 ¹⁾ ac | 2.51 ¹⁾ ac | 2.51 ¹⁾ ac |
| | | 1.90 ¹⁾ ac | 2.13 ¹⁾ ac | 2.50 ¹⁾ ac | 3.06 ¹⁾ ac | 3.06 ¹⁾ ac | 3.06 ¹⁾ ac | 3.06 ¹⁾ ac | 3.06 ¹⁾ ac |
| | | 1.90 ¹⁾ ac | 2.13 ¹⁾ ac | 2.50 ¹⁾ a | 3.06 ¹⁾ a | 3.06 ¹⁾ a | 3.06 ¹⁾ a | 3.06 ¹⁾ a | 3.06 ¹⁾ a |
| N_{Rk} [kN] | t_i [mm] | 0.50 | 0.55 | 0.63 | 0.75 | 0.88 | 1.00 | 1.25 | 1.50 |
| | | 0.89 | 0.89 | 0.89 | 0.89 | 0.89 | 0.89 | 0.89 | 0.89 |
| | | - | - | - | - | - | - | - | - |
| | | 1.14 | 1.14 | 1.14 | 1.14 | 1.14 | 1.14 | 1.14 | 1.14 |
| | | - | - | - | - | - | - | - | - |
| | | 1.66 | 1.66 | 1.66 | 1.66 | 1.66 | 1.66 | 1.66 | 1.66 |
| | | ac | - | - | - | - | - | - | - |
| | | 1.81 | 1.81 | 1.81 | 1.81 | 1.81 | 1.81 | 1.81 | 1.81 |
| | ac | ac | ac | ac | ac | ac | ac | ac | |
| | 1.87 ¹⁾ | 2.36 | 2.38 | 2.38 | 2.38 | 2.38 | 2.38 | 2.38 | |
| | ac | ac | ac | ac | ac | ac | ac | ac | |
| | 1.87 ¹⁾ | 2.36 ¹⁾ | 3.14 | 3.14 | 3.14 | 3.14 | 3.14 | 3.14 | |
| | ac | ac | a | a | a | a | a | a | |
| | 1.87 ¹⁾ | 2.36 ¹⁾ | 3.14 ¹⁾ | 3.86 | 3.86 | 3.86 | 3.86 | 3.86 | |
| | ac | ac | a | a | a | a | a | a | |
| | 1.87 ¹⁾ | 2.36 ¹⁾ | 3.14 ¹⁾ | 4.31 | 4.57 | 4.57 | 4.57 | 4.57 | |
| | ac | ac | a | a | a | a | a | a | |
| | 1.87 ¹⁾ | 2.36 ¹⁾ | 3.14 ¹⁾ | 4.31 | 4.57 | 4.57 | 4.57 | 4.57 | |
| | ac | ac | a | a | a | a | a | a | |
| $N_{R,II,k}$ [kN] | | 0.89 | 1.14 | 1.66 | 1.81 | 2.38 | 3.14 | 3.86 | 4.57 |

Additional definitions

Index ¹⁾: For component I made of S320GD to S450GD the resistance value may be increased by 8.3%.

| | |
|---|-----------------|
| Self-drilling screw with sealing washer $\geq \text{Ø} 19$ mm | Annex 19 |
| SX3-S19-6,0xL, SX3-L12-S19-6,0xL, SX3-D12-S19-6,0xL, SX3-D10-S19-6,0xL | |

| | |
|--|--|
| | <p>Materials:</p> <p>Fastener: Stainless steel A2 or A4 - EN ISO 3506</p> <p>Washer: Stainless steel A2 or A4 - EN ISO 3506 with EPDM-seal</p> <p>Component I: S280GD to S450GD - EN 10346</p> <p>Component II: S280GD to S450GD - EN 10346</p> |
| | <p>Drilling-capacity: $\Sigma(t_i + t_{ii}) \leq 4.00$ mm</p> |

| | | t_{ii} [mm] | | | | | | |
|-------------------|------------|-----------------------|-----------------------|-----------------------|-----------------------|-----------------------|-----------------------|--------|
| | | 2 x 0.63 | 2 x 0.75 | 2 x 0.88 | 2 x 1.00 | 2 x 1.25 | 2 x 1.50 | |
| $V_{R,k}$ [kN] | 0.50 | 0.88 ¹⁾ ac | 1.87 ¹⁾ ac | 1.89 ¹⁾ ac | 1.91 ¹⁾ ac | 1.91 ¹⁾ ac | 1.91 ¹⁾ ac | |
| | 0.55 | 0.98 ¹⁾ ac | 2.01 ¹⁾ ac | 2.05 ¹⁾ ac | 2.08 ¹⁾ ac | 2.12 ¹⁾ ac | 2.12 ¹⁾ a | |
| | 0.63 | 1.15 ¹⁾ ac | 2.24 ¹⁾ ac | 2.30 ¹⁾ ac | 2.36 ¹⁾ ac | 2.45 ¹⁾ ac | 2.45 ¹⁾ a | |
| | 0.75 | 1.39 ¹⁾ ac | 2.58 ¹⁾ ac | 2.68 ¹⁾ ac | 2.77 ¹⁾ ac | 2.96 ¹⁾ ac | 2.96 ¹⁾ a | |
| | t_i [mm] | 0.88 | 1.66 - | 2.67 - | 3.30 - | 3.36 ac | 3.66 a | 3.79 a |
| | | 1.00 | 1.90 - | 2.75 - | 3.36 - | 4.01 ac | 4.01 a | 4.01 a |
| | | 1.25 | 2.41 - | 2.92 - | 3.47 - | 4.01 - | 5.05 a | - - |
| | | 1.50 | 2.41 - | 2.92 - | 3.47 - | 4.01 - | 5.05 a | - - |
| $N_{R,k}$ [kN] | 0.50 | 1.40 ac | 1.87 ac | 1.87 ¹⁾ ac | 1.87 ¹⁾ ac | 1.87 ¹⁾ ac | 1.87 ¹⁾ ac | |
| | 0.55 | 1.40 ac | 1.98 ac | 2.36 ¹⁾ ac | 2.36 ¹⁾ ac | 2.36 ¹⁾ ac | 2.36 ¹⁾ a | |
| | 0.63 | 1.40 ac | 1.98 ac | 2.61 ac | 3.14 ac | 3.14 ¹⁾ ac | 3.14 ¹⁾ a | |
| | 0.75 | 1.40 ac | 1.98 ac | 2.61 ac | 3.19 ac | 4.31 ac | 4.31 a | |
| | t_i [mm] | 0.88 | 1.40 - | 1.98 - | 2.61 - | 3.19 ac | 4.37 a | 5.57 a |
| | | 1.00 | 1.40 - | 1.98 - | 2.61 - | 3.19 ac | 4.37 a | 5.82 a |
| | | 1.25 | 1.40 - | 1.98 - | 2.61 - | 3.19 - | 4.37 a | - - |
| | | 1.50 | 1.40 - | 1.98 - | 2.61 - | 3.19 - | 4.37 a | - - |
| $N_{R,II,k}$ [kN] | 1.40 | 1.98 | 2.61 | 3.19 | 4.37 | 5.82 | | |

Additional definitions

Index ¹⁾: For component I made of S320GD to S450GD the resistance value may be increased by 8.3%.

| | |
|--|-----------------|
| Self-drilling screw with sealing washer $\geq \text{Ø } 19$ mm | Annex 20 |
| SX3-S19-6,0xL, SX3-L12-S19-6,0xL, SX3-D12-S19-6,0xL, SX3-D10-S19-6,0xL | |

| | |
|--|---|
| | <p>Materials:</p> <p>Fastener: Stainless steel A2 or A4 - EN ISO 3506</p> <p>Washer: Aluminum alloy – EN 573 with EPDM-seal</p> <p>Component I: S280GD to S450GD - EN 10346</p> <p>Component II: S235 to S355 - EN 10025 S280GD to S450GD - EN 10346</p> |
| | <p>Drilling-capacity: $\Sigma(t_i + t_{ii}) \leq 5.00$ mm</p> |

| | | t_{ii} [mm] | | | | | | | |
|-------------------|------------|--------------------|--------------------|--------------------|--------------------|--------------------|--------------------|--------------------|--------------------|
| | | 1.25 | 1.50 | 1.75 | 2.00 | 2.50 | 3.00 | 4.00 | |
| $V_{R,k}$ [kN] | t_i [mm] | 0.50 | 0.55 | 0.63 | 0.75 | 0.88 | 1.00 | 1.25 | 1.50 |
| | 1.25 | 1.09 ¹⁾ | 1.09 ¹⁾ | 1.09 ¹⁾ | 1.09 ¹⁾ | 1.09 ¹⁾ | 1.09 ¹⁾ | 1.09 ¹⁾ | 1.09 ¹⁾ |
| | 1.50 | - | - | - | - | - | - | - | - |
| | 1.75 | 1.57 ¹⁾ | 1.71 ¹⁾ | 1.94 ¹⁾ | 2.28 ¹⁾ | 2.86 ¹⁾ | 3.43 | 3.87 | 4.31 |
| | 2.00 | - | - | - | - | - | - | - | - |
| | 2.50 | 1.67 ¹⁾ | 1.79 ¹⁾ | 1.99 ¹⁾ | 2.28 ¹⁾ | 2.86 ¹⁾ | 3.43 | 4.31 | 5.20 |
| | 3.00 | 1.76 ¹⁾ | 1.86 ¹⁾ | 2.03 ¹⁾ | 2.28 ¹⁾ | 3.04 ¹⁾ | 4.18 | 6.08 | - |
| | 4.00 | - | - | - | - | - | - | - | - |
| $N_{R,k}$ [kN] | t_i [mm] | 0.50 | 0.55 | 0.63 | 0.75 | 0.88 | 1.00 | 1.25 | 1.50 |
| | 1.25 | 1.39 ²⁾ | 1.39 ²⁾ | 1.39 ²⁾ | 1.39 ²⁾ | 1.39 ²⁾ | 1.39 ²⁾ | 1.39 ²⁾ | 1.39 ²⁾ |
| | 1.50 | - | - | - | - | - | - | - | - |
| | 1.75 | 1.59 ¹⁾ | 1.70 ¹⁾ | 1.87 ¹⁾ | 2.12 ¹⁾ | 2.67 ¹⁾ | 3.17 | 3.28 | 4.15 |
| | 2.00 | - | - | - | - | - | - | - | - |
| | 2.50 | 1.59 ¹⁾ | 1.70 ¹⁾ | 1.87 ¹⁾ | 2.12 ¹⁾ | 2.67 ¹⁾ | 3.17 ¹⁾ | 4.15 | 4.88 |
| | 3.00 | 1.59 ¹⁾ | 1.70 ¹⁾ | 1.87 ¹⁾ | 2.12 ¹⁾ | 2.67 ¹⁾ | 3.17 ¹⁾ | 4.27 ¹⁾ | - |
| | 4.00 | - | - | - | - | - | - | - | - |
| $N_{R,II,k}$ [kN] | | 1.39 ²⁾ | 2.09 | 2.69 | 3.28 | 4.15 | 5.02 | 8.32 | |

Additional definitions

Index ¹⁾: For component I made of S320GD to S450GD the resistance value may be increased by 8.3%.

Index ²⁾: For component II made of S320GD to S450GD the resistance value may be increased by 8.3%.

| | |
|--|-----------------|
| Self-drilling screw with sealing washer $\geq \varnothing 11$ mm | Annex 21 |
| SX5-A11-5,5xL, SX5-L12-A11-5,5xL, SX5-D12-A11-5,5xL, SX5-D10-A11-5,5xL, SX5-S14-5,5xL, SX5-L12-S14-5,5xL, SX5-D12-S14-5,5xL, SX5-D10-S14-5,5xL | |

| | |
|--|--|
| | <p>Materials:</p> <p>Fastener: Stainless steel A2 or A4 - EN ISO 3506</p> <p>Washer: Aluminum alloy - EN 573 Stainless steel A2 or A4 - EN ISO 3506 with EPDM-seal</p> <p>Component I: Aluminum alloy - EN 573</p> <p>Component II: S235 to S355 - EN 10025 S280GD to S450GD - EN 10346</p> |
| | <p>Drilling-capacity: $\Sigma(t_i + t_{ii}) \leq 5.00$ mm</p> |

| Component I $R_m \geq 165$ N/mm ² | t_{ii} [mm] | | | | | |
|---|---------------|------|------|------|------|------|
| | 1.50 | 1.75 | 2.00 | 2.50 | 3.00 | 4.00 |
| $V_{R,k}$ [kN] | 0.70 | 0.80 | 0.89 | 0.89 | 0.89 | 0.89 |
| t_i [mm] | 0.50 | 0.60 | 0.70 | 0.80 | 0.90 | 1.00 |
| | 0.60 | 0.70 | 0.80 | 0.90 | 1.00 | 1.20 |
| | 0.70 | 0.80 | 0.90 | 1.00 | 1.20 | 1.50 |
| | 0.80 | 0.90 | 1.00 | 1.20 | 1.50 | - |
| | 0.90 | 1.00 | 1.20 | 1.50 | - | - |
| | 1.00 | 1.20 | 1.50 | - | - | - |
| $N_{R,II,k}$ [kN] | 2.09 | 2.69 | 3.28 | 4.15 | 5.02 | 8.32 |

| Component I $R_m \geq 215$ N/mm ² | t_{ii} [mm] | | | | | |
|---|---------------|------|------|------|------|------|
| | 1.50 | 1.75 | 2.00 | 2.50 | 3.00 | 4.00 |
| $V_{R,k}$ [kN] | 0.91 | 1.03 | 1.16 | 1.16 | 1.16 | 1.16 |
| t_i [mm] | 0.50 | 0.60 | 0.70 | 0.80 | 0.90 | 1.00 |
| | 0.60 | 0.70 | 0.80 | 0.90 | 1.00 | 1.20 |
| | 0.70 | 0.80 | 0.90 | 1.00 | 1.20 | 1.50 |
| | 0.80 | 0.90 | 1.00 | 1.20 | 1.50 | - |
| | 0.90 | 1.00 | 1.20 | 1.50 | - | - |
| | 1.00 | 1.20 | 1.50 | - | - | - |
| $N_{R,II,k}$ [kN] | 2.09 | 2.69 | 3.28 | 4.15 | 5.02 | 8.32 |

Additional definitions

The resistance value $N_{R,k}$ can be determined as follows: $N_{R,k} = \min \{ N_{R,I,k} | N_{R,II,k} \}$. $N_{R,I,k}$ has to be calculated according to EN 1999-1-4:2007, equation (8.13).

| | |
|--|-----------------|
| Self-drilling screw with sealing washer $\geq \varnothing 11$ mm | Annex 22 |
| SX5-A11-5,5xL, SX5-L12-A11-5,5xL, SX5-D12-A11-5,5xL, SX5-D10-A11-5,5xL, SX5-S14-5,5xL, SX5-L12-S14-5,5xL, SX5-D12-S14-5,5xL, SX5-D10-S14-5,5xL | |

| | |
|--|--|
| | <p>Materials:</p> <p>Fastener: Stainless steel A2 or A4 - EN ISO 3506</p> <p>Washer: Aluminum alloy - EN 573 Stainless steel A2 or A4 - EN ISO 3506 with EPDM-seal</p> <p>Component I: Aluminum alloy - EN 573</p> <p>Component II: Aluminum alloy - EN 573</p> |
| | <p>Drilling-capacity: $\Sigma(t_i + t_{ii}) \leq 7.00 \text{ mm}$</p> |

| Component I and II $R_m \geq 165 \text{ N/mm}^2$ | $t_{ii} [\text{mm}]$ | | | | | | | | | | | |
|---|----------------------|------|------|------|------|------|------|------|-------------|------|------|---|
| | 1.50 | | 2.00 | | 2.50 | | 3.00 | | ≥ 4.00 | | | |
| $V_{R,k} [\text{kN}]$ | $t_i [\text{mm}]$ | 0.50 | 0.71 | - | 0.89 | - | 0.89 | - | 0.89 | - | 0.89 | - |
| | | 0.60 | 0.83 | - | 1.06 | - | 1.06 | - | 1.06 | - | 1.06 | - |
| | | 0.70 | 0.95 | - | 1.23 | - | 1.23 | - | 1.23 | - | 1.23 | - |
| | | 0.80 | 1.06 | - | 1.40 | - | 1.40 | - | 1.40 | - | 1.40 | - |
| | | 0.90 | 1.18 | - | 1.49 | - | 1.52 | - | 1.55 | - | 1.60 | - |
| | | 1.00 | 1.30 | - | 1.57 | - | 1.63 | - | 1.69 | - | 1.80 | - |
| | | 1.20 | 1.30 | - | 1.74 | - | 1.86 | - | 1.97 | - | 1.97 | - |
| | | 1.50 | 1.30 | - | 1.74 | - | 1.86 | - | 1.97 | - | 1.97 | - |
| $N_{R,II,k} [\text{kN}]$ | | 0.62 | | 1.02 | | 1.74 | | 2.02 | | 3.65 | | |

| Component I and II $R_m \geq 215 \text{ N/mm}^2$ | $t_{ii} [\text{mm}]$ | | | | | | | | | | | |
|---|----------------------|------|------|------|------|------|------|------|-------------|------|------|---|
| | 1.50 | | 2.00 | | 2.50 | | 3.00 | | ≥ 4.00 | | | |
| $V_{R,k} [\text{kN}]$ | $t_i [\text{mm}]$ | 0.50 | 0.76 | - | 1.16 | - | 1.16 | - | 1.16 | - | 1.16 | - |
| | | 0.60 | 0.90 | - | 1.38 | - | 1.38 | - | 1.38 | - | 1.38 | - |
| | | 0.70 | 1.04 | - | 1.60 | - | 1.61 | - | 1.61 | - | 1.61 | - |
| | | 0.80 | 1.18 | - | 1.82 | - | 1.83 | - | 1.83 | - | 1.83 | - |
| | | 0.90 | 1.32 | - | 1.93 | - | 1.98 | - | 2.02 | - | 2.09 | - |
| | | 1.00 | 1.46 | - | 2.04 | - | 2.13 | - | 2.20 | - | 2.35 | - |
| | | 1.20 | 1.46 | - | 2.26 | - | 2.42 | - | 2.57 | - | 2.57 | - |
| | | 1.50 | 1.46 | - | 2.26 | - | 2.42 | - | 2.57 | - | 2.57 | - |
| $N_{R,II,k} [\text{kN}]$ | | 0.81 | | 1.33 | | 2.28 | | 3.91 | | 4.76 | | |

Additional definitions

The resistance value $N_{R,k}$ can be determined as follows: $N_{R,k} = \min \{ N_{R,I,k} \mid N_{R,II,k} \}$. $N_{R,I,k}$ has to be calculated according to EN 1999-1-4:2007, equation (8.13).

| | |
|--|-----------------|
| Self-drilling screw with sealing washer $\geq \text{Ø} 11 \text{ mm}$ | Annex 23 |
| SX5-A11-5,5xL, SX5-L12-A11-5,5xL, SX5-D12-A11-5,5xL, SX5-D10-A11-5,5xL, SX5-S14-5,5xL, SX5-L12-S14-5,5xL, SX5-D12-S14-5,5xL, SX5-D10-S14-5,5xL | |

| | |
|--|--|
| | <p>Materials:</p> <p>Fastener: Stainless steel A2 or A4 - EN ISO 3506</p> <p>Washer: Stainless steel A2 or A4 - EN ISO 3506 with EPDM-seal</p> <p>Component I: S280GD to S450GD - EN 10346</p> <p>Component II: S235 to S355 - EN 10025 S280GD to S450GD - EN 10346</p> |
| | <p>Drilling-capacity: $\Sigma(t_i + t_{ii}) \leq 5.00$ mm</p> |

| | | t_{ii} [mm] | | | | | | | |
|-------------------|------------|----------------------|----------------------|----------------------|----------------------|----------------------|----------------------|----------------------|----------------------|
| | | 1.25 | 1.50 | 1.75 | 2.00 | 2.50 | 3.00 | 4.00 | |
| $V_{R,k}$ [kN] | t_i [mm] | 0.50 | 0.55 | 0.63 | 0.75 | 0.88 | 1.00 | 1.25 | 1.50 |
| | | 1.09 ¹⁾ - | 1.09 ¹⁾ - | 1.09 ¹⁾ - | 1.09 ¹⁾ - | 1.09 ¹⁾ - | 1.09 ¹⁾ - | 1.09 ¹⁾ - | 1.09 ¹⁾ - |
| | | 1.57 ¹⁾ - | 1.71 ¹⁾ - | 1.94 ¹⁾ - | 2.28 ¹⁾ - | 2.86 ¹⁾ - | 3.43 - | 3.43 - | 3.43 - |
| | | 1.67 ¹⁾ - | 1.79 ¹⁾ - | 1.99 ¹⁾ - | 2.28 ¹⁾ - | 2.86 ¹⁾ - | 3.43 - | 3.87 - | 4.31 - |
| | | 1.76 ¹⁾ - | 1.86 ¹⁾ - | 2.03 ¹⁾ - | 2.28 ¹⁾ - | 3.04 ¹⁾ - | 3.74 - | 5.20 - | 5.20 - |
| | | 1.76 ¹⁾ - | 1.86 ¹⁾ - | 2.03 ¹⁾ - | 2.28 ¹⁾ - | 3.04 ¹⁾ - | 4.18 - | 6.08 - | 6.08 - |
| | | 1.76 ¹⁾ - | 1.86 ¹⁾ - | 2.03 ¹⁾ - | 2.28 ¹⁾ - | 3.04 ¹⁾ - | 4.18 - | 6.08 - | 6.08 - |
| | | 1.76 ¹⁾ - | 1.86 ¹⁾ - | 2.03 ¹⁾ - | 2.28 ¹⁾ - | 3.04 ¹⁾ - | 4.18 - | 6.08 - | 6.08 - |
| $N_{R,k}$ [kN] | t_i [mm] | 0.50 | 0.55 | 0.63 | 0.75 | 0.88 | 1.00 | 1.25 | 1.50 |
| | | 1.22 ¹⁾ - | 1.39 ²⁾ - | 1.39 ²⁾ - | 1.39 ²⁾ - | 1.39 ²⁾ - | 1.39 ²⁾ - | 1.39 ²⁾ - | 1.39 ²⁾ - |
| | | 1.22 ¹⁾ - | 1.54 ¹⁾ - | 2.04 ¹⁾ - | 2.09 - | 2.69 - | 2.69 - | 2.69 - | 2.69 - |
| | | 1.22 ¹⁾ - | 1.54 ¹⁾ - | 2.04 ¹⁾ - | 2.69 - | 3.28 - | 3.28 - | 3.28 - | 3.28 - |
| | | 1.22 ¹⁾ - | 1.54 ¹⁾ - | 2.04 ¹⁾ - | 2.80 ¹⁾ - | 3.63 - | 4.15 - | 4.15 - | 4.15 - |
| | | 1.22 ¹⁾ - | 1.54 ¹⁾ - | 2.04 ¹⁾ - | 2.80 ¹⁾ - | 3.63 - | 4.39 - | 5.02 - | 5.02 - |
| | | 1.22 ¹⁾ - | 1.54 ¹⁾ - | 2.04 ¹⁾ - | 2.80 ¹⁾ - | 3.63 - | 4.39 - | 5.02 - | 5.02 - |
| | | 1.22 ¹⁾ - | 1.54 ¹⁾ - | 2.04 ¹⁾ - | 2.80 ¹⁾ - | 3.63 - | 4.39 - | 5.02 - | 5.02 - |
| $N_{R,II,k}$ [kN] | | 1.39 ²⁾ | 2.09 | 2.69 | 3.28 | 4.15 | 5.02 | 8.32 | |

Additional definitions

Index ¹⁾: For component I made of S320GD to S450GD the resistance value may be increased by 8.3%.

Index ²⁾: For component II made of S320GD to S450GD the resistance value may be increased by 8.3%.

| | |
|---|-----------------|
| Self-drilling screw with sealing washer $\geq \text{Ø} 12$ mm | Annex 24 |
| SX5-S12-5,5xL, SX5-L12-S12-5,5xL, SX5-D12-S12-5,5xL | |

| | |
|--|--|
| | <p>Materials:</p> <p>Fastener: Stainless steel A2 or A4 - EN ISO 3506</p> <p>Washer: Stainless steel A2 or A4 - EN ISO 3506 with EPDM-seal</p> <p>Component I: S280GD to S450GD - EN 10346</p> <p>Component II: S235 to S355 - EN 10025 S280GD to S450GD - EN 10346</p> |
| | <p>Drilling-capacity: $\Sigma(t_i + t_{ii}) \leq 5.00$ mm</p> |

| | | t_{ii} [mm] | | | | | | | |
|-------------------|------------|-----------------------|-----------------------|-----------------------|-----------------------|----------------------|----------------------|----------------------|----------------------|
| | | 1.25 | 1.50 | 1.75 | 2.00 | 2.50 | 3.00 | 4.00 | |
| $V_{R,k}$ [kN] | t_i [mm] | 0.50 | 0.55 | 0.63 | 0.75 | 0.88 | 1.00 | 1.25 | 1.50 |
| | | 1.09 ¹⁾ - | 1.09 ¹⁾ - | 1.09 ¹⁾ - | 1.09 ¹⁾ - | 1.09 ¹⁾ - | 1.09 ¹⁾ - | 1.09 ¹⁾ - | 1.09 ¹⁾ - |
| | | 1.57 ¹⁾ - | 1.71 ¹⁾ - | 1.94 ¹⁾ - | 2.28 ¹⁾ - | 2.86 ¹⁾ - | 3.43 - | 3.43 - | 3.43 - |
| | | 1.67 ¹⁾ - | 1.79 ¹⁾ - | 1.99 ¹⁾ - | 2.28 ¹⁾ - | 2.86 ¹⁾ - | 3.43 - | 3.87 - | 4.31 - |
| | | 1.76 ¹⁾ - | 1.86 ¹⁾ - | 2.03 ¹⁾ - | 2.28 ¹⁾ - | 3.04 ¹⁾ - | 3.74 - | 5.20 - | 5.20 - |
| | | 1.76 ¹⁾ - | 1.86 ¹⁾ - | 2.03 ¹⁾ - | 2.28 ¹⁾ - | 3.27 ¹⁾ - | 4.18 - | 6.08 - | 6.08 - |
| | | 1.76 ¹⁾ - | 1.86 ¹⁾ - | 2.03 ¹⁾ - | 2.28 ¹⁾ - | 3.27 ¹⁾ - | 4.18 - | - | - |
| | | 1.76 ¹⁾ - | 1.86 ¹⁾ - | 2.03 ¹⁾ - | 2.28 ¹⁾ - | 3.27 ¹⁾ - | 4.18 - | - | - |
| $N_{R,k}$ [kN] | t_i [mm] | 0.50 | 0.55 | 0.63 | 0.75 | 0.88 | 1.00 | 1.25 | 1.50 |
| | | 1.34 ¹⁾ - | 1.39 ²⁾ - | 1.39 ²⁾ - | 1.39 ²⁾ - | 1.39 ²⁾ - | 1.39 ²⁾ - | 1.39 ²⁾ - | 1.39 ²⁾ - |
| | | 1.34 ¹⁾ ac | 1.69 ¹⁾ ac | 2.09 ac | 2.09 ac | 2.09 ac | 2.09 ac | 2.09 - | 2.09 - |
| | | 1.34 ¹⁾ ac | 1.69 ¹⁾ ac | 2.25 ¹⁾ ac | 2.69 ac | 2.69 ac | 2.69 ac | 2.69 - | 2.69 - |
| | | 1.34 ¹⁾ ac | 1.69 ¹⁾ ac | 2.25 ¹⁾ ac | 3.09 ac | 3.28 ac | 3.28 ac | 3.28 - | 3.28 - |
| | | 1.34 ¹⁾ ac | 1.69 ¹⁾ ac | 2.25 ¹⁾ ac | 3.09 ¹⁾ ac | 4.00 ac | 4.15 ac | 4.15 - | 4.15 - |
| | | 1.34 ¹⁾ ac | 1.69 ¹⁾ ac | 2.25 ¹⁾ ac | 3.09 ¹⁾ ac | 4.00 ac | 4.84 ac | 5.02 a | 5.02 a |
| | | 1.34 ¹⁾ ac | 1.69 ¹⁾ a | 2.25 ¹⁾ a | 3.09 ¹⁾ a | 4.00 a | 4.84 a | - | - |
| $N_{R,II,k}$ [kN] | | 1.39 ²⁾ | 2.09 | 2.09 | 2.69 | 3.28 | 4.15 | 5.02 | 8.32 |

Additional definitions

Index ¹⁾: For component I made of S320GD to S450GD the resistance value may be increased by 8.3%.

Index ²⁾: For component II made of S320GD to S450GD the resistance value may be increased by 8.3%.

| | |
|--|-----------------|
| Self-drilling screw with sealing washer $\geq \varnothing 14$ mm | Annex 25 |
| SX5-S14-5,5xL, SX5-L12-S14-5,5xL, SX5-D12-S14-5,5xL, SX5-D10-S14-5,5xL | |

| | |
|--|--|
| | <p>Materials:</p> <p>Fastener: Stainless steel A2 or A4 - EN ISO 3506</p> <p>Washer: Stainless steel A2 or A4 - EN ISO 3506 with EPDM-seal</p> <p>Component I: S280GD to S450GD - EN 10346</p> <p>Component II: S235 to S355 - EN 10025 S280GD to S450GD - EN 10346</p> |
| | <p>Drilling-capacity: $\Sigma(t_i + t_{ii}) \leq 5.00$ mm</p> |

| | | t_{ii} [mm] | | | | | | | | |
|-------------------|------------|-----------------------|-----------------------|-----------------------|-----------------------|----------------------|----------------------|----------------------|----------------------|--|
| | | 1.25 | 1.50 | 1.75 | 2.00 | 2.50 | 3.00 | 4.00 | | |
| $V_{R,k}$ [kN] | t_i [mm] | 0.50 | 0.55 | 0.63 | 0.75 | 0.88 | 1.00 | 1.25 | 1.50 | |
| | | 1.09 ¹⁾ - | 1.09 ¹⁾ - | 1.09 ¹⁾ - | 1.09 ¹⁾ - | 1.09 ¹⁾ - | 1.09 ¹⁾ - | 1.09 ¹⁾ - | 1.09 ¹⁾ - | |
| | | 1.57 ¹⁾ - | 1.71 ¹⁾ - | 1.94 ¹⁾ - | 2.28 ¹⁾ - | 2.86 ¹⁾ - | 3.43 - | 3.43 - | 3.43 - | |
| | | 1.67 ¹⁾ - | 1.79 ¹⁾ - | 1.99 ¹⁾ - | 2.28 ¹⁾ - | 2.86 ¹⁾ - | 3.43 - | 3.87 - | 4.31 - | |
| | | 1.76 ¹⁾ - | 1.86 ¹⁾ - | 2.03 ¹⁾ - | 2.28 ¹⁾ - | 3.04 ¹⁾ - | 3.74 - | 5.20 - | 6.08 - | |
| | | 1.76 ¹⁾ - | 1.86 ¹⁾ - | 2.03 ¹⁾ - | 2.28 ¹⁾ - | 3.27 ¹⁾ - | 4.18 - | 6.08 - | - | |
| | | 1.76 ¹⁾ - | 1.86 ¹⁾ - | 2.03 ¹⁾ - | 2.28 ¹⁾ - | 3.27 ¹⁾ - | 4.18 - | 6.08 - | - | |
| | | 1.76 ¹⁾ - | 1.86 ¹⁾ - | 2.03 ¹⁾ - | 2.28 ¹⁾ - | 3.27 ¹⁾ - | 4.18 - | 6.08 - | - | |
| $N_{R,k}$ [kN] | t_i [mm] | 0.50 | 0.55 | 0.63 | 0.75 | 0.88 | 1.00 | 1.25 | 1.50 | |
| | | 1.39 ¹⁾ - | 1.39 ²⁾ - | 1.39 ²⁾ - | 1.39 ²⁾ - | 1.39 ²⁾ - | 1.39 ²⁾ - | 1.39 ²⁾ - | 1.39 ²⁾ - | |
| | | 1.52 ¹⁾ ac | 1.91 ¹⁾ ac | 2.09 ac | 2.09 ac | 2.09 ac | 2.09 ac | 2.09 - | 2.09 - | |
| | | 1.52 ¹⁾ ac | 1.91 ¹⁾ ac | 2.69 ac | 2.69 ac | 2.69 ac | 2.69 - | 2.69 - | 2.69 - | |
| | | 1.52 ¹⁾ ac | 1.91 ¹⁾ ac | 2.69 ac | 3.09 ac | 3.28 ac | 3.28 ac | 3.28 - | 3.28 - | |
| | | 1.52 ¹⁾ ac | 1.91 ¹⁾ ac | 2.70 ¹⁾ ac | 3.50 ¹⁾ ac | 4.15 ac | 4.15 ac | 4.15 - | 4.15 - | |
| | | 1.52 ¹⁾ ac | 1.91 ¹⁾ ac | 2.70 ¹⁾ ac | 3.50 ¹⁾ ac | 4.52 ac | 5.02 ac | 5.02 a | 5.02 - | |
| | | 1.52 ¹⁾ ac | 1.91 ¹⁾ a | 2.70 ¹⁾ a | 3.50 ¹⁾ a | 4.52 a | 5.47 a | - | - | |
| $N_{R,II,k}$ [kN] | | 1.39 ²⁾ | 2.09 | 2.69 | 3.28 | 4.15 | 5.02 | 8.32 | | |

Additional definitions

Index ¹⁾: For component I made of S320GD to S450GD the resistance value may be increased by 8.3%.

Index ²⁾: For component II made of S320GD to S450GD the resistance value may be increased by 8.3%.

| | |
|--|-----------------|
| Self-drilling screw with sealing washer $\geq \text{Ø } 16$ mm | Annex 26 |
| SX5-S16-5,5xL, SX5-L12-S16-5,5xL, SX5-D12-S16-5,5xL, SX5-D10-S16-5,5xL | |

| | |
|--|--|
| | <p>Materials:</p> <p>Fastener: Stainless steel A2 or A4 - EN ISO 3506</p> <p>Washer: Stainless steel A2 or A4 - EN ISO 3506 with EPDM-seal</p> <p>Component I: S280GD to S450GD - EN 10346</p> <p>Component II: Aluminum alloy - EN 573</p> |
| | <p>Drilling-capacity: $\Sigma(t_i + t_{ii}) \leq 7.00 \text{ mm}$</p> |

| Component II $R_m \geq 165 \text{ N/mm}^2$ | $t_{ii} [\text{mm}]$ | | | | | | |
|---|----------------------|----------------------|----------------------|----------------------|----------------------|----------------------|--------|
| | 1.50 | 2.00 | 3.00 | 4.00 | 5.00 | 6.00 | |
| $V_{R,k} [\text{kN}]$ | 0.50 | 1.48 - | 1.54 - | 1.54 - | 1.54 - | 1.54 - | |
| | 0.63 | 1.48 - | 1.73 - | 1.73 - | 1.73 - | 1.73 - | |
| | 0.75 | 1.48 - | 1.90 - | 1.90 - | 1.90 - | 1.90 - | |
| | 0.88 | 1.50 - | 2.00 - | 2.00 - | 2.00 - | 2.00 - | |
| | $t_i [\text{mm}]$ | 1.00 | 1.52 - | 2.09 - | 2.90 - | 3.26 - | 3.26 - |
| | | 1.25 | 1.52 - | 2.09 - | 2.90 - | 3.26 - | - |
| | | 1.50 | 1.52 - | 2.09 - | 2.90 - | 3.26 - | - |
| $N_{R,k} [\text{kN}]$ | 0.50 | 0.62 ¹⁾ - | 1.02 ¹⁾ - | 1.52 - | 1.52 - | 1.52 - | |
| | 0.63 | 0.62 ¹⁾ - | 1.02 ¹⁾ - | 2.02 ¹⁾ - | 2.70 - | 2.70 - | |
| | 0.75 | 0.62 ¹⁾ - | 1.02 ¹⁾ - | 2.02 ¹⁾ - | 3.50 - | 3.50 - | |
| | 0.88 | 0.62 ¹⁾ - | 1.02 ¹⁾ - | 2.02 ¹⁾ - | 3.65 - | 4.52 - | |
| | $t_i [\text{mm}]$ | 1.00 | 0.62 ¹⁾ - | 1.02 ¹⁾ - | 2.02 ¹⁾ - | 3.65 ¹⁾ - | 5.38 - |
| | | 1.25 | 0.62 ¹⁾ - | 1.02 ¹⁾ - | 2.02 ¹⁾ - | 3.65 ¹⁾ - | 5.38 - |
| | | 1.50 | 0.62 ¹⁾ - | 1.02 ¹⁾ - | 2.02 ¹⁾ - | 3.65 ¹⁾ - | 5.38 - |
| $N_{R,II,k} [\text{kN}]$ | 0.62 ¹⁾ | 1.02 ¹⁾ | 2.02 ¹⁾ | 3.65 ¹⁾ | 5.38 ¹⁾ | 7.11 ¹⁾ | |

Additional definitions

Index ¹⁾: For component II made of aluminium alloy with $R_m \geq 215 \text{ N/mm}^2$ the resistance value may be increased by 30.3%.

| | |
|--|-----------------|
| Self-drilling screw with sealing washer $\geq \text{Ø } 16 \text{ mm}$ | Annex 27 |
| SX5-S16-5,5xL, SX5-L12-S16-5,5xL, SX5-D12-S16-5,5xL, SX5-D10-S16-5,5xL | |

| | |
|--|--|
| | <p>Materials:</p> <p>Fastener: Stainless steel A2 or A4 - EN ISO 3506</p> <p>Washer: Stainless steel A2 or A4 - EN ISO 3506 with EPDM-seal</p> <p>Component I: S280GD to S450GD - EN 10346</p> <p>Component II: S235 to S355 - EN 10025 S280GD to S450GD - EN 10346</p> |
| | <p>Drilling-capacity: $\Sigma(t_i + t_{ii}) \leq 5.00$ mm</p> |

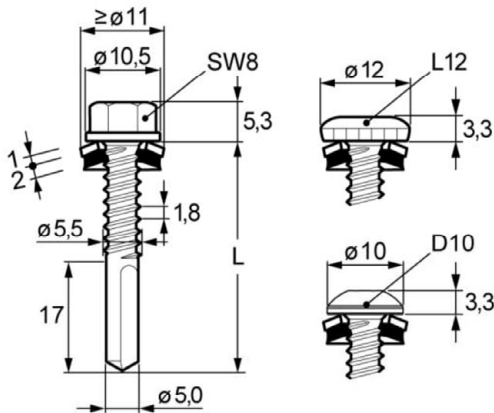
| | | t_{ii} [mm] | | | | | | | | | | | | |
|-------------------|------------|--------------------|--------------------|--------------------|--------------------|--------------------|--------------------|--------------------|--------------------|--------------------|--------------------|--------------------|--------------------|----|
| | | 1.25 | 1.50 | 1.75 | 2.00 | 2.50 | 3.00 | 4.00 | | | | | | |
| $V_{R,k}$ [kN] | 0.50 | 1.09 ¹⁾ | - | 1.57 ¹⁾ | - | 1.67 ¹⁾ | - | 1.76 ¹⁾ | - | 1.76 ¹⁾ | - | 1.76 ¹⁾ | - | |
| | 0.55 | 1.09 ¹⁾ | - | 1.71 ¹⁾ | - | 1.79 ¹⁾ | - | 1.86 ¹⁾ | - | 1.86 ¹⁾ | - | 1.86 ¹⁾ | - | |
| | 0.63 | 1.09 ¹⁾ | - | 1.94 ¹⁾ | - | 1.99 ¹⁾ | - | 2.03 ¹⁾ | - | 2.03 ¹⁾ | - | 2.03 ¹⁾ | - | |
| | 0.75 | 1.09 ¹⁾ | - | 2.28 ¹⁾ | - | 2.28 ¹⁾ | - | 2.28 ¹⁾ | - | 2.28 ¹⁾ | - | 2.28 ¹⁾ | - | |
| | t_i [mm] | 0.88 | 1.09 ¹⁾ | - | 2.86 ¹⁾ | - | 2.86 ¹⁾ | - | 2.86 ¹⁾ | - | 3.04 ¹⁾ | - | 3.27 ¹⁾ | - |
| | | 1.00 | 1.09 ¹⁾ | - | 3.43 | - | 3.43 | - | 3.43 | - | 3.74 | - | 4.18 | - |
| | | 1.25 | 1.09 ¹⁾ | - | 3.43 | - | 3.87 | - | 4.31 | - | 5.20 | - | 6.08 | - |
| | | 1.50 | 1.09 ¹⁾ | - | 3.43 | - | 3.87 | - | 4.31 | - | 5.20 | - | 6.08 | - |
| $N_{R,k}$ [kN] | 0.50 | 1.39 ²⁾ | - | 1.87 ¹⁾ | ac | 1.87 ¹⁾ | ac | 1.87 ¹⁾ | ac | 1.87 ¹⁾ | ac | 1.87 ¹⁾ | ac | |
| | 0.55 | 1.39 ²⁾ | - | 2.09 | ac | 2.36 ¹⁾ | ac | 2.36 ¹⁾ | ac | 2.36 ¹⁾ | ac | 2.36 ¹⁾ | a | |
| | 0.63 | 1.39 ²⁾ | - | 2.09 | ac | 2.69 | ac | 3.14 | ac | 3.14 ¹⁾ | ac | 3.14 ¹⁾ | a | |
| | 0.75 | 1.39 ²⁾ | - | 2.09 | ac | 2.69 | ac | 3.28 | ac | 4.15 | ac | 4.31 | a | |
| | t_i [mm] | 0.88 | 1.39 ²⁾ | - | 2.09 | ac | 2.69 | ac | 3.28 | ac | 4.15 | ac | 5.02 | ac |
| | | 1.00 | 1.39 ²⁾ | - | 2.09 | ac | 2.69 | ac | 3.28 | ac | 4.15 | ac | 5.02 | ac |
| | | 1.25 | 1.39 ²⁾ | - | 2.09 | - | 2.69 | - | 3.28 | - | 4.15 | - | 5.02 | a |
| | | 1.50 | 1.39 ²⁾ | - | 2.09 | - | 2.69 | - | 3.28 | - | 4.15 | - | 5.02 | - |
| $N_{R,II,k}$ [kN] | | 1.39 ²⁾ | | 2.09 | | 2.69 | | 3.28 | | 4.15 | | 5.02 | | |

Additional definitions

Index ¹⁾: For component I made of S320GD to S450GD the resistance value may be increased by 8.3%.

Index ²⁾: For component II made of S320GD to S450GD the resistance value may be increased by 8.3%.

| | |
|--|-----------------|
| Self-drilling screw with sealing washer $\geq \varnothing 19$ mm | Annex 28 |
| SX5-S19-5,5xL, SX5-L12-S19-5,5xL, SX5-D12-S19-5,5xL, SX5-D10-S19-5,5xL | |



Materials:

Fastener: Stainless steel A2 or A4 - EN ISO 3506

Washer: Aluminum alloy – EN 573
with EPDM-seal

Component I: S280GD to S450GD - EN 10346

Component II: S235 to S355 - EN 10025
S280GD to S450GD - EN 10346

Drilling-capacity: $\Sigma(t_i + t_{ii}) \leq 14.00$ mm

| | | t _{ii} [mm] | | | | | | | | | | | | |
|--------------------------|---------------------|----------------------|--------------------|-------|--------------------|-------|--------------------|-------|--------------------|-------|--------------------|-------|--------------------|----|
| | | 4.00 | | 5.00 | | 6.00 | | 8.00 | | 10.00 | | 12.00 | | |
| V _{R,k} [kN] | t _i [mm] | 0.50 | 2.20 | ac | 2.20 | ac | 2.20 | ac | 2.20 | ac | 2.20 | ac | 2.20 | ac |
| | | 0.55 | 2.50 | ac | 2.50 | ac | 2.50 | ac | 2.50 | ac | 2.50 | ac | 2.50 | ac |
| | | 0.63 | 2.80 | ac | 2.80 | ac | 2.80 | ac | 2.80 | ac | 2.80 | ac | 2.80 | ac |
| | | 0.75 | 3.40 | ac | 3.40 | ac | 3.40 | ac | 3.40 | ac | 3.40 | ac | 3.40 | ac |
| | | 0.88 | 4.00 | ac | 4.00 | ac | 4.00 | ac | 4.00 | ac | 4.00 | ac | 4.00 | ac |
| | | 1.00 | 4.50 | ac | 4.50 | ac | 4.50 | ac | 4.50 | ac | 4.50 | ac | 4.50 | ac |
| | | 1.25 | 5.60 | ac | 5.60 | ac | 5.60 | ac | 5.60 | ac | 5.60 | ac | 5.60 | ac |
| | | 1.50 | 6.40 | ac | 6.40 | ac | 6.40 | ac | 6.40 | ac | 6.40 | ac | 6.40 | ac |
| N _{R,k} [kN] | t _i [mm] | 0.50 | 1.59 ¹⁾ | ac | 1.59 ¹⁾ | ac | 1.59 ¹⁾ | ac | 1.59 ¹⁾ | ac | 1.59 ¹⁾ | ac | 1.59 ¹⁾ | ac |
| | | 0.55 | 1.70 ¹⁾ | ac | 1.70 ¹⁾ | ac | 1.70 ¹⁾ | ac | 1.70 ¹⁾ | ac | 1.70 ¹⁾ | ac | 1.70 ¹⁾ | ac |
| | | 0.63 | 1.87 ¹⁾ | ac | 1.87 ¹⁾ | ac | 1.87 ¹⁾ | ac | 1.87 ¹⁾ | ac | 1.87 ¹⁾ | ac | 1.87 ¹⁾ | ac |
| | | 0.75 | 2.12 ¹⁾ | ac | 2.12 ¹⁾ | ac | 2.12 ¹⁾ | ac | 2.12 ¹⁾ | ac | 2.12 ¹⁾ | ac | 2.12 ¹⁾ | ac |
| | | 0.88 | 2.67 ¹⁾ | ac | 2.67 ¹⁾ | ac | 2.67 ¹⁾ | ac | 2.67 ¹⁾ | ac | 2.67 ¹⁾ | ac | 2.67 ¹⁾ | ac |
| | | 1.00 | 3.17 ¹⁾ | ac | 3.17 ¹⁾ | ac | 3.17 ¹⁾ | ac | 3.17 ¹⁾ | ac | 3.17 ¹⁾ | ac | 3.17 ¹⁾ | ac |
| | | 1.25 | 4.27 ¹⁾ | ac | 4.27 ¹⁾ | ac | 4.27 ¹⁾ | ac | 4.27 ¹⁾ | ac | 4.27 ¹⁾ | ac | 4.27 ¹⁾ | ac |
| | | 1.50 | 4.88 ¹⁾ | ac | 4.88 ¹⁾ | ac | 4.88 ¹⁾ | ac | 4.88 ¹⁾ | ac | 4.88 ¹⁾ | ac | 4.88 ¹⁾ | ac |
| N _{R,II,k} [kN] | | 7.10 | | 10.90 | | 10.90 | | 10.90 | | 10.90 | | 10.90 | | |

Additional definitions

Index ¹⁾: For component I made of S320GD to S450GD the resistance value may be increased by 8.3%.

Self-drilling screw with sealing washer $\geq \text{Ø } 11$ mm

SX14-A11-5,5xL, SX14-L12-A11-5,5xL, SX14-D10-A11-5,5xL

Annex 29

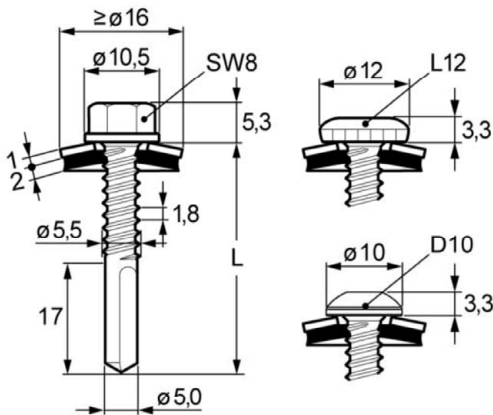
| | |
|--|--|
| | <p>Materials:</p> <p>Fastener: Stainless steel A2 or A4 - EN ISO 3506</p> <p>Washer: Stainless steel A2 or A4 - EN ISO 3506 with EPDM-seal</p> <p>Component I: S280GD to S450GD - EN 10346</p> <p>Component II: S235 to S355 - EN 10025 S280GD to S450GD - EN 10346</p> |
| | <p>Drilling-capacity: $\Sigma(t_i + t_{ii}) \leq 14.00$ mm</p> |

| | | t _{ii} [mm] | | | | | | | | | | | | |
|--------------------------|---------------------|----------------------|--------------------|-------|--------------------|-------|--------------------|-------|--------------------|-------|--------------------|-------|--------------------|----|
| | | 4.00 | | 5.00 | | 6.00 | | 8.00 | | 10.00 | | 12.00 | | |
| V _{R,k} [kN] | t _i [mm] | 0.50 | 2.20 | ac | 2.20 | ac | 2.20 | ac | 2.20 | ac | 2.20 | ac | 2.20 | ac |
| | | 0.55 | 2.50 | ac | 2.50 | ac | 2.50 | ac | 2.50 | ac | 2.50 | ac | 2.50 | ac |
| | | 0.63 | 2.80 | ac | 2.80 | ac | 2.80 | ac | 2.80 | ac | 2.80 | ac | 2.80 | ac |
| | | 0.75 | 3.40 | ac | 3.40 | ac | 3.40 | ac | 3.40 | ac | 3.40 | ac | 3.40 | ac |
| | | 0.88 | 4.00 | ac | 4.00 | ac | 4.00 | ac | 4.00 | ac | 4.00 | ac | 4.00 | ac |
| | | 1.00 | 4.50 | ac | 4.50 | ac | 4.50 | ac | 4.50 | ac | 4.50 | ac | 4.50 | ac |
| | | 1.25 | 5.60 | ac | 5.60 | ac | 5.60 | ac | 5.60 | ac | 5.60 | ac | 5.60 | ac |
| | | 1.50 | 6.40 | ac | 6.40 | ac | 6.40 | ac | 6.40 | ac | 6.40 | ac | 6.40 | ac |
| N _{R,k} [kN] | t _i [mm] | 0.50 | 1.73 ¹⁾ | ac | 1.73 ¹⁾ | ac | 1.73 ¹⁾ | ac | 1.73 ¹⁾ | ac | 1.73 ¹⁾ | ac | 1.73 ¹⁾ | ac |
| | | 0.55 | 1.85 ¹⁾ | ac | 1.85 ¹⁾ | ac | 1.85 ¹⁾ | ac | 1.85 ¹⁾ | ac | 1.85 ¹⁾ | ac | 1.85 ¹⁾ | ac |
| | | 0.63 | 2.03 ¹⁾ | ac | 2.03 ¹⁾ | ac | 2.03 ¹⁾ | ac | 2.03 ¹⁾ | ac | 2.03 ¹⁾ | ac | 2.03 ¹⁾ | ac |
| | | 0.75 | 2.31 ¹⁾ | ac | 2.31 ¹⁾ | ac | 2.31 ¹⁾ | ac | 2.31 ¹⁾ | ac | 2.31 ¹⁾ | ac | 2.31 ¹⁾ | ac |
| | | 0.88 | 2.90 ¹⁾ | ac | 2.90 ¹⁾ | ac | 2.90 ¹⁾ | ac | 2.90 ¹⁾ | ac | 2.90 ¹⁾ | ac | 2.90 ¹⁾ | ac |
| | | 1.00 | 3.44 ¹⁾ | ac | 3.44 ¹⁾ | ac | 3.44 ¹⁾ | ac | 3.44 ¹⁾ | ac | 3.44 ¹⁾ | ac | 3.44 ¹⁾ | ac |
| | | 1.25 | 4.64 ¹⁾ | ac | 4.64 ¹⁾ | ac | 4.64 ¹⁾ | ac | 4.64 ¹⁾ | ac | 4.64 ¹⁾ | ac | 4.64 ¹⁾ | ac |
| | | 1.50 | 5.31 ¹⁾ | ac | 5.31 ¹⁾ | ac | 5.31 ¹⁾ | ac | 5.31 ¹⁾ | ac | 5.31 ¹⁾ | ac | 5.31 ¹⁾ | ac |
| N _{R,II,k} [kN] | | 7.10 | | 10.90 | | 10.90 | | 10.90 | | 10.90 | | 10.90 | | |

Additional definitions

Index ¹⁾: For component I made of S320GD to S450GD the resistance value may be increased by 8.3%.

| | |
|---|-----------------|
| Self-drilling screw with sealing washer $\geq \text{Ø} 14$ mm | Annex 30 |
| SX14-S14-5,5xL, SX14-L12-S14-5,5xL, SX14-D10-S14-5,5xL | |



Materials:

Fastener: Stainless steel A2 or A4 - EN ISO 3506

Washer: Stainless steel A2 or A4 - EN ISO 3506 with EPDM-seal

Component I: S280GD to S450GD - EN 10346

Component II: S235 to S355 - EN 10025
S280GD to S450GD - EN 10346

Drilling-capacity: $\Sigma(t_i + t_{ii}) \leq 14.00$ mm

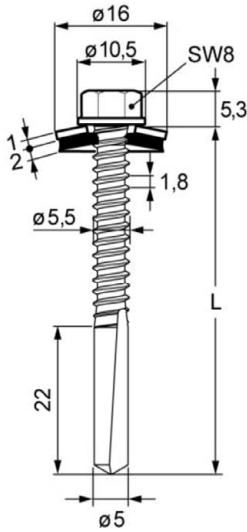
| | | t _{ii} [mm] | | | | | | | | | | | | |
|--------------------------|---------------------|----------------------|------|-------|-------|-------|-------|-------|-------|-------|-------|-------|-------|----|
| | | 4.00 | | 5.00 | | 6.00 | | 8.00 | | 10.00 | | 12.00 | | |
| V _{R,k} [kN] | 0.50 | 2.20 | ac | 2.20 | ac | 2.20 | ac | 2.20 | ac | 2.20 | ac | 2.20 | ac | |
| | 0.55 | 2.50 | ac | 2.50 | ac | 2.50 | ac | 2.50 | ac | 2.50 | ac | 2.50 | ac | |
| | 0.63 | 2.80 | ac | 2.80 | ac | 2.80 | ac | 2.80 | ac | 2.80 | ac | 2.80 | ac | |
| | 0.75 | 3.40 | ac | 3.40 | ac | 3.40 | ac | 3.40 | ac | 3.40 | ac | 3.40 | ac | |
| | t _i [mm] | 0.88 | 4.00 | ac | 4.00 | ac | 4.00 | ac | 4.00 | ac | 4.00 | ac | 4.00 | ac |
| | | 1.00 | 4.50 | ac | 4.50 | ac | 4.50 | ac | 4.50 | ac | 4.50 | ac | 4.50 | ac |
| | | 1.25 | 5.60 | ac | 5.60 | ac | 5.60 | ac | 5.60 | ac | 5.60 | ac | 5.60 | ac |
| | | 1.50 | 6.40 | ac | 6.40 | ac | 6.40 | ac | 6.40 | ac | 6.40 | ac | 6.40 | ac |
| N _{R,k} [kN] | 0.50 | 1.80 | ac | 1.80 | ac | 1.80 | ac | 1.80 | ac | 1.80 | ac | 1.80 | ac | |
| | 0.55 | 2.10 | ac | 2.10 | ac | 2.10 | ac | 2.10 | ac | 2.10 | ac | 2.10 | ac | |
| | 0.63 | 2.40 | ac | 2.40 | ac | 2.40 | ac | 2.40 | ac | 2.40 | ac | 2.40 | ac | |
| | 0.75 | 3.00 | ac | 3.00 | ac | 3.00 | ac | 3.00 | ac | 3.00 | ac | 3.00 | ac | |
| | t _i [mm] | 0.88 | 3.60 | ac | 3.60 | ac | 3.60 | ac | 3.60 | ac | 3.60 | ac | 3.60 | ac |
| | | 1.00 | 4.20 | ac | 4.20 | ac | 4.20 | ac | 4.20 | ac | 4.20 | ac | 4.20 | ac |
| | | 1.25 | 6.60 | ac | 6.60 | ac | 6.60 | ac | 6.60 | ac | 6.60 | ac | 6.60 | ac |
| | | 1.50 | 7.10 | ac | 10.90 | ac | 10.90 | ac | 10.90 | ac | 10.90 | ac | 10.90 | ac |
| N _{R,II,k} [kN] | | 7.10 | | 10.90 | | 10.90 | | 10.90 | | 10.90 | | 10.90 | | |

Additional definitions

Self-drilling screw with sealing washer $\geq \text{Ø} 16$ mm

SX14-S16-5,5xL, SX14-L12-S16-5,5xL, SX14-D12-S16-5,5xL, SX14-D10-S16-5,5xL

Annex 31



Materials:

| | |
|---------------|--|
| Fastener: | Stainless steel A2 or A4 - EN ISO 3506 |
| Washer: | Stainless steel A2 or A4 - EN ISO 3506 with EPDM-seal |
| Component I: | S280GD to S450GD - EN 10346 |
| Component II: | S235 to S355 - EN 10025 S280GD to S450GD - EN 10346 |

Drilling-capacity: $\Sigma(t_i + t_{ii}) \leq 20.00$ mm

| | | t_{ii} [mm] | | | | | | | | | | | | | |
|-------------------|------|--------------------|------|--------------------|------|--------------------|-------|--------------------|-------|--------------------|---|--------------------|---|--------------------|---|
| | | 3.00 | 4.00 | 5.00 | 6.00 | 8.00 | 10.00 | 12.00 | 18.00 | | | | | | |
| V_{Rk} [kN] | 0.50 | 1.08 ¹⁾ | - | 1.08 ¹⁾ | - | 1.43 ¹⁾ | - | 1.43 ¹⁾ | - | 1.43 ¹⁾ | - | 1.43 ¹⁾ | - | 1.43 ¹⁾ | - |
| | 0.55 | 1.21 ¹⁾ | - | 1.21 ¹⁾ | - | 1.60 ¹⁾ | - | 1.60 ¹⁾ | - | 1.60 ¹⁾ | - | 1.60 ¹⁾ | - | 1.60 ¹⁾ | - |
| | 0.63 | 1.42 ¹⁾ | - | 1.42 ¹⁾ | - | 1.88 ¹⁾ | - | 1.88 ¹⁾ | - | 1.88 ¹⁾ | - | 1.88 ¹⁾ | - | 1.88 ¹⁾ | - |
| | 0.75 | 1.74 ¹⁾ | - | 1.74 ¹⁾ | - | 2.30 ¹⁾ | - | 2.30 ¹⁾ | - | 2.30 ¹⁾ | - | 2.30 ¹⁾ | - | 2.30 ¹⁾ | - |
| | 0.88 | 2.22 ¹⁾ | - | 2.22 ¹⁾ | - | 2.94 ¹⁾ | - | 2.94 ¹⁾ | - | 2.94 ¹⁾ | - | 2.94 ¹⁾ | - | 2.94 ¹⁾ | - |
| | 1.00 | 2.66 ¹⁾ | - | 2.66 ¹⁾ | - | 3.52 ¹⁾ | - | 3.52 ¹⁾ | - | 3.52 ¹⁾ | - | 3.52 ¹⁾ | - | 3.52 ¹⁾ | - |
| | 1.25 | 3.23 ¹⁾ | - | 3.23 ¹⁾ | - | 4.28 ¹⁾ | - | 4.28 ¹⁾ | - | 4.28 ¹⁾ | - | 4.28 ¹⁾ | - | 4.28 ¹⁾ | - |
| | 1.50 | 3.80 ¹⁾ | - | 3.80 ¹⁾ | - | 5.03 ¹⁾ | - | 5.03 ¹⁾ | - | 5.03 ¹⁾ | - | 5.03 ¹⁾ | - | 5.03 ¹⁾ | - |
| | 2.00 | 4.81 ¹⁾ | - | 4.81 ¹⁾ | - | 6.37 ¹⁾ | - | 6.37 ¹⁾ | - | 6.37 ¹⁾ | - | 6.37 ¹⁾ | - | 6.37 ¹⁾ | - |
| N_{Rk} [kN] | 0.50 | 1.60 ¹⁾ | - | 1.60 ¹⁾ | - | 1.62 ¹⁾ | - | 1.62 ¹⁾ | - | 1.62 ¹⁾ | - | 1.62 ¹⁾ | - | 1.62 ¹⁾ | - |
| | 0.55 | 1.82 ¹⁾ | - | 1.82 ¹⁾ | - | 1.87 ¹⁾ | - | 1.87 ¹⁾ | - | 1.87 ¹⁾ | - | 1.87 ¹⁾ | - | 1.87 ¹⁾ | - |
| | 0.63 | 2.18 ¹⁾ | - | 2.18 ¹⁾ | - | 2.26 ¹⁾ | - | 2.26 ¹⁾ | - | 2.26 ¹⁾ | - | 2.26 ¹⁾ | - | 2.26 ¹⁾ | - |
| | 0.75 | 2.72 ¹⁾ | - | 2.72 ¹⁾ | - | 2.85 ¹⁾ | - | 2.85 ¹⁾ | - | 2.85 ¹⁾ | - | 2.85 ¹⁾ | - | 2.85 ¹⁾ | - |
| | 0.88 | 3.24 ¹⁾ | - | 3.24 ¹⁾ | - | 3.57 ¹⁾ | - | 3.57 ¹⁾ | - | 3.57 ¹⁾ | - | 3.57 ¹⁾ | - | 3.57 ¹⁾ | - |
| | 1.00 | 3.65 | - | 4.23 | - | 4.23 ¹⁾ | - | 4.23 ¹⁾ | - | 4.23 ¹⁾ | - | 4.23 ¹⁾ | - | 4.23 ¹⁾ | - |
| | 1.25 | 3.65 | - | 5.08 | - | 5.30 ¹⁾ | - | 5.30 ¹⁾ | - | 5.30 ¹⁾ | - | 5.30 ¹⁾ | - | 5.30 ¹⁾ | - |
| | 1.50 | 3.65 | - | 5.08 | - | 6.08 | - | 6.38 | - | 6.38 ¹⁾ | - | 6.38 ¹⁾ | - | 6.38 ¹⁾ | - |
| | 2.00 | 3.65 | - | 5.08 | - | 6.08 | - | 6.38 | - | 6.38 ¹⁾ | - | 6.38 ¹⁾ | - | 6.38 ¹⁾ | - |
| $N_{R,II,k}$ [kN] | | 3.65 ²⁾ | | 5.08 ²⁾ | | 6.08 ²⁾ | | 6.62 ²⁾ | | 7.17 ²⁾ | | 7.72 ²⁾ | | 7.72 ²⁾ | |

Additional definitions

Index ¹⁾: For component I made of S320GD the resistance value may be increased by 8.3% and for component I made of S350GD to S450GD the resistance value may be increased by 16.6%.

Index ²⁾: For component II made of S320GD to S450GD the resistance value may be increased by 8.3%.

Self-drilling screw with sealing washer $\geq \varnothing 16$ mm

SX20-S16-5.5xL

Annex 32

| | |
|--|---|
| | <p>Materials:</p> <p>Fastener: Stainless steel A2 or A4 - EN ISO 3506</p> <p>Washer: Stainless steel A2 or A4 - EN ISO 3506 with EPDM-seal</p> <p>Component I: S280GD to S450GD - EN 10346</p> <p>Component II: Coniferous timber \geq C24 - EN 14081</p> |
| | <p>Drilling-capacity: $\Sigma(t_i) \leq 2.00$ mm</p> <p>Characteristics: $M_{y,Rk} = 7.9$ Nm $f_{ax,k} = 13.2$ N/mm² ($l_{ef} = 25$ mm, $\rho_a = 350$ kg/m³)</p> |

| | | l_{ef} [mm] | | | | | Failure of component I | | |
|-------------------|------------|---------------|------|------|------|------|------------------------|------|------|
| | | 25 | 30 | 35 | 40 | 45 | | | |
| $V_{R,k}$ [kN] | 0.50 | 1.02 | 1.02 | 1.02 | 1.02 | 1.02 | $V_{R,I,k}$ [kN] | 1.02 | |
| | 0.55 | 1.02 | 1.10 | 1.10 | 1.10 | 1.10 | | 1.10 | |
| | 0.63 | 1.02 | 1.21 | 1.21 | 1.21 | 1.21 | | 1.21 | |
| | 0.75 | 1.02 | 1.23 | 1.40 | 1.40 | 1.40 | | 1.40 | |
| | t_i [mm] | 0.88 | 1.02 | 1.23 | 1.40 | 1.40 | | 1.40 | 1.40 |
| | | 1.00 | 1.02 | 1.23 | 1.40 | 1.40 | | 1.40 | 1.40 |
| | | 1.25 | 1.02 | 1.23 | 1.40 | 1.40 | | 1.40 | 1.40 |
| | 1.50 | 1.02 | 1.23 | 1.40 | 1.40 | 1.40 | 1.40 | | |
| $N_{R,k}$ [kN] | 0.50 | 1.59 | 1.59 | 1.59 | 1.59 | 1.59 | $N_{R,I,k}$ [kN] | 1.59 | |
| | 0.55 | 1.93 | 1.93 | 1.93 | 1.93 | 1.93 | | 1.93 | |
| | 0.63 | 1.98 | 2.38 | 2.44 | 2.44 | 2.44 | | 2.44 | |
| | 0.75 | 1.98 | 2.38 | 2.77 | 3.17 | 3.28 | | 3.28 | |
| | t_i [mm] | 0.88 | 1.98 | 2.38 | 2.77 | 3.17 | | 3.28 | 3.28 |
| | | 1.00 | 1.98 | 2.38 | 2.77 | 3.17 | | 3.28 | 3.28 |
| | | 1.25 | 1.98 | 2.38 | 2.77 | 3.17 | | 3.28 | 3.28 |
| | 1.50 | 1.98 | 2.38 | 2.77 | 3.17 | 3.28 | 3.28 | | |
| $N_{R,II,k}$ [kN] | | 1.98 | 2.38 | 2.77 | 3.17 | 3.56 | - | | |

| | |
|--|-----------------|
| Self-drilling screw with sealing washer $\geq \varnothing 16$ mm | Annex 33 |
| SXW-S16-6,0xL, SXW-L12-S16-6,0xL SW2-S-S16-6,0xL, SW2-S-L12-S16-6,0xL | |

| | |
|--|---|
| | Materials: Fastener: Stainless steel A2 or A4 - EN ISO 3506 Washer: Stainless steel A2 or A4 - EN ISO 3506 with EPDM-seal Component I: Aluminum alloy - EN 573 Component II: Coniferous timber \geq C24 - EN 14081 |
| | Drilling-capacity: $\Sigma(t_i) \leq 2.00$ mm Characteristics: $M_{y,Rk} = 7.9$ Nm $f_{ax,k} = 13.2$ N/mm ² ($l_{ef} = 25$ mm, $\rho_a = 350$ kg/m ³) |

| Component I $R_m \geq 165$ N/mm ² | l_{ef} [mm] | | | | | Failure of component I | |
|---|---------------|------|------|------|------|------------------------|------|
| | 25 | 30 | 35 | 40 | 45 | | |
| $V_{R,k}$ [kN] | 0.50 | 0.59 | 0.59 | 0.59 | 0.59 | 0.59 | |
| | 0.60 | 0.80 | 0.80 | 0.80 | 0.80 | 0.80 | |
| | 0.70 | 1.01 | 1.01 | 1.01 | 1.01 | 1.01 | |
| | 0.80 | 1.02 | 1.14 | 1.14 | 1.14 | 1.14 | |
| | t_i [mm] | 0.90 | 1.02 | 1.23 | 1.26 | 1.26 | 1.26 |
| | | 1.00 | 1.02 | 1.23 | 1.26 | 1.26 | 1.26 |
| | | 1.20 | 1.02 | 1.23 | 1.26 | 1.26 | 1.26 |
| | | 1.50 | 1.02 | 1.23 | 1.26 | 1.26 | 1.26 |
| $N_{R,II,k}$ [kN] | 1.98 | 2.38 | 2.77 | 3.17 | 3.28 | - | |

| Component I $R_m \geq 215$ N/mm ² | l_{ef} [mm] | | | | | Failure of component I | |
|---|---------------|------|------|------|------|------------------------|------|
| | 25 | 30 | 35 | 40 | 45 | | |
| $V_{R,k}$ [kN] | 0.50 | 0.70 | 0.70 | 0.70 | 0.70 | 0.70 | |
| | 0.60 | 0.93 | 0.93 | 0.93 | 0.93 | 0.93 | |
| | 0.70 | 1.02 | 1.16 | 1.16 | 1.16 | 1.16 | |
| | 0.80 | 1.02 | 1.23 | 1.34 | 1.34 | 1.34 | |
| | t_i [mm] | 0.90 | 1.02 | 1.23 | 1.43 | 1.52 | 1.52 |
| | | 1.00 | 1.02 | 1.23 | 1.43 | 1.52 | 1.52 |
| | | 1.20 | 1.02 | 1.23 | 1.43 | 1.52 | 1.52 |
| | | 1.50 | 1.02 | 1.23 | 1.43 | 1.52 | 1.52 |
| $N_{R,II,k}$ [kN] | 1.98 | 2.38 | 2.77 | 3.17 | 3.56 | - | |

Additional definitions

The resistance value $N_{R,k}$ can be determined as follows: $N_{R,k} = \min \{ N_{R,I,k} | N_{R,II,k} \}$. $N_{R,I,k}$ has to be calculated according to EN 1999-1-4:2007, equation (8.13).

| | |
|--|-----------------|
| Self-drilling screw with sealing washer $\geq \varnothing 16$ mm | Annex 34 |
| SXW-S16-6,0 x L, SXW-L12-S16-6,0 x L SW2-S-S16-6,0 x L, SW2-S-L12-S16-6,0 x L | |

| | |
|--|---|
| | <p>Materials:</p> <p>Fastener: Stainless steel A2 or A4 - EN ISO 3506</p> <p>Washer: Stainless steel A2 or A4 - EN ISO 3506 with EPDM-seal</p> <p>Component I: S280GD to S450GD - EN 10346</p> <p>Component II: Coniferous timber \geq C24 - EN 14081</p> |
| | <p>Drilling-capacity: $\Sigma(t_i) \leq 2.00$ mm</p> <p>Characteristics: $M_{y,Rk} = 12.1$ Nm $f_{ax,k} = 13.2$ N/mm² ($l_{ef} = 35$ mm, $\rho_a = 350$ kg/m³)</p> |

| | | l_{ef} [mm] | | | | | Failure of component I | | |
|-------------------|------------|---------------|------|------|------|------|------------------------|------------------|------|
| | | 35 | 45 | 55 | 65 | 75 | | | |
| $V_{R,k}$ [kN] | 0.50 | 1.55 | 1.55 | 1.55 | 1.55 | 1.55 | 1.55 | $V_{R,I,k}$ [kN] | |
| | 0.55 | 1.71 | 1.71 | 1.71 | 1.71 | 1.71 | 1.71 | | |
| | 0.63 | 1.73 | 2.23 | 2.73 | 2.90 | 2.90 | 2.90 | | |
| | 0.75 | 1.73 | 2.23 | 2.73 | 3.14 | 3.34 | 3.50 | | |
| | t_i [mm] | 0.88 | 1.73 | 2.23 | 2.73 | 3.14 | 3.34 | | 4.00 |
| | | 1.00 | 1.73 | 2.23 | 2.73 | 3.14 | 3.34 | | 4.50 |
| | | 1.25 | 1.73 | 2.23 | 2.73 | 3.14 | 3.34 | | 5.40 |
| $N_{R,k}$ [kN] | 0.50 | 1.68 | 1.68 | 1.68 | 1.68 | 1.68 | 1.68 | $N_{R,I,k}$ [kN] | |
| | 0.55 | 1.88 | 1.88 | 1.88 | 1.88 | 1.88 | 1.88 | | |
| | 0.63 | 2.70 | 2.70 | 2.70 | 2.70 | 2.70 | 2.70 | | |
| | 0.75 | 3.00 | 3.40 | 3.40 | 3.40 | 3.40 | 3.40 | | |
| | t_i [mm] | 0.88 | 3.00 | 3.86 | 4.10 | 4.10 | 4.10 | | 4.10 |
| | | 1.00 | 3.00 | 3.86 | 4.72 | 4.80 | 4.80 | | 4.80 |
| | | 1.25 | 3.00 | 3.86 | 4.72 | 5.58 | 5.60 | | 5.60 |
| | 1.50 | 3.00 | 3.86 | 4.72 | 5.58 | 5.60 | 5.60 | | |
| $N_{R,II,k}$ [kN] | | 3.00 | 3.86 | 4.72 | 5.58 | 6.44 | - | | |

| | |
|--|-----------------|
| Self-drilling screw with sealing washer $\geq \varnothing 16$ mm | Annex 35 |
| SXW-S16-6,5xL, SXW-L12-S16-6,5xL | |

| | |
|--|---|
| | Materials: Fastener: Stainless steel A2 or A4 - EN ISO 3506 Washer: Stainless steel A2 or A4 - EN ISO 3506 with EPDM-seal Component I: Aluminum alloy - EN 573 Component II: Coniferous timber \geq C24 - EN 14081 |
| | Drilling-capacity: $\Sigma(t_i) \leq 2.00$ mm Characteristics: $M_{y,Rk} = 12.1$ Nm $f_{ax,k} = 13.2$ N/mm ² ($l_{ef} = 35$ mm, $\rho_a = 350$ kg/m ³) |

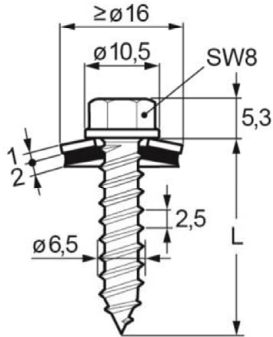
| Component I $R_m \geq 165$ N/mm ² | l_{ef} [mm] | | | | | Failure of component I | |
|---|---------------|------|------|------|------|------------------------|------|
| | 35 | 45 | 55 | 65 | 75 | | |
| $V_{R,k}$ [kN] | 0.50 | 0.86 | 0.86 | 0.86 | 0.86 | 0.86 | |
| | 0.60 | 1.03 | 1.03 | 1.03 | 1.03 | 1.03 | |
| | 0.70 | 1.20 | 1.20 | 1.20 | 1.20 | 1.20 | |
| | 0.80 | 1.37 | 1.37 | 1.37 | 1.37 | 1.37 | |
| | t_i [mm] | 0.90 | 1.54 | 1.54 | 1.54 | 1.54 | 1.54 |
| | | 1.00 | 1.72 | 1.72 | 1.72 | 1.72 | 1.72 |
| | | 1.20 | 1.73 | 2.06 | 2.06 | 2.06 | 2.06 |
| | | 1.50 | 1.73 | 2.23 | 2.57 | 2.57 | 2.57 |
| $N_{R,II,k}$ [kN] | 3.00 | 3.86 | 4.72 | 5.58 | 6.44 | - | |

| Component I $R_m \geq 215$ N/mm ² | l_{ef} [mm] | | | | | Failure of component I | |
|---|---------------|------|------|------|------|------------------------|------|
| | 35 | 45 | 55 | 65 | 75 | | |
| $V_{R,k}$ [kN] | 0.50 | 1.12 | 1.12 | 1.12 | 1.12 | 1.12 | |
| | 0.60 | 1.34 | 1.34 | 1.34 | 1.34 | 1.34 | |
| | 0.70 | 1.57 | 1.57 | 1.57 | 1.57 | 1.57 | |
| | 0.80 | 1.73 | 1.79 | 1.79 | 1.79 | 1.79 | |
| | t_i [mm] | 0.90 | 1.73 | 2.01 | 2.01 | 2.01 | 2.01 |
| | | 1.00 | 1.73 | 2.23 | 2.24 | 2.24 | 2.24 |
| | | 1.20 | 1.73 | 2.23 | 2.68 | 2.68 | 2.68 |
| | | 1.50 | 1.73 | 2.23 | 2.73 | 3.22 | 3.35 |
| $N_{R,II,k}$ [kN] | 3.00 | 3.86 | 4.72 | 5.58 | 6.44 | - | |

Additional definitions

The resistance value $N_{R,k}$ can be determined as follows: $N_{R,k} = \min \{ N_{R,I,k} | N_{R,II,k} \}$. $N_{R,I,k}$ has to be calculated according to EN 1999-1-4:2007, equation (8.13).

| | |
|--|-----------------|
| Self-drilling screw with sealing washer $\geq \varnothing 16$ mm | Annex 36 |
| SXW-S16-6,5xL, SXW-L12-S16-6,5xL | |



Materials:

Fastener: Stainless steel A2 or A4 - EN ISO 3506
Stainless steel 1.4547 - EN 10088-1

Washer: Stainless steel A2 or A4 - EN ISO 3506
with EPDM-seal

Component I: S280GD to S450GD - EN 10346

Component II: S280GD to S450GD - EN 10346

Predrill-diameter: d_{pd} = see table

| | t_{II} [mm] | | | | | | | | | |
|-------------------|---------------|---------------------------|---|-----------------------|-----------------------|-----------------------|-----------------------|-----------------------|-----------------------|---------|
| | 0.63 | 0.75 | 0.88 | 1.00 | 1.25 | 1.50 | 2.00 | 3.00 | | |
| d_{pd} [mm] | 3.5 | 4.0 | 4.5 | | | 5.0 | | | | |
| V_{Rk} [kN] | 0.50 | 0.82 - 1.07 ¹⁾ | 1.35 ¹⁾ - 1.60 ¹⁾ | 1.60 ¹⁾ ac | 1.60 ¹⁾ ac | 1.60 ¹⁾ ac | 1.60 ¹⁾ ac | 1.60 ¹⁾ ac | 1.60 ¹⁾ ac | |
| | 0.55 | 1.00 - 1.24 | 1.52 - 1.75 | 1.75 ac | 1.95 ac | 2.10 ac | 2.10 ac | 2.10 ac | 2.10 ac | |
| | 0.63 | 1.30 - 1.50 | 1.80 - 2.00 | 2.00 ac | 2.50 ac | 2.90 ac | 2.90 ac | 2.90 ac | 2.90 ac | |
| | 0.75 | 1.40 - 1.60 | 1.90 - 2.20 | 2.20 ac | 2.70 ac | 3.10 ac | 3.40 ac | 3.50 ac | 3.50 ac | |
| | t_I [mm] | 0.88 | 1.50 - 1.70 | 2.00 - 2.30 | 2.30 - 2.80 | 2.80 ac | 3.20 ac | 3.90 ac | 4.00 ac | 4.00 ac |
| | | 1.00 | 1.60 - 1.80 | 2.10 - 2.50 | 2.50 - 3.10 | 3.10 - 3.60 | 3.60 - 4.40 | 4.40 - 4.50 | 4.50 ac | 4.50 ac |
| | | 1.25 | 1.60 - 1.82 | 2.30 - 2.70 | 2.70 - 3.30 | 3.30 - 4.00 | 4.00 - 4.70 | 4.70 - 5.40 | 5.40 - | 5.40 - |
| | | 1.50 | 1.60 - 1.83 | 2.40 - 2.80 | 2.80 - 3.50 | 3.50 - 4.00 | 4.00 - 4.90 | 4.90 - 5.70 | 5.70 - | 5.70 - |
| N_{Rk} [kN] | 0.50 | 1.00 - 1.20 | 1.40 - 1.50 | 1.50 ac | 1.68 ¹⁾ ac | 1.68 ¹⁾ ac | 1.68 ¹⁾ ac | 1.68 ¹⁾ ac | 1.68 ¹⁾ ac | |
| | 0.55 | 1.00 - 1.20 | 1.40 - 1.50 | 1.50 ac | 1.88 ¹⁾ ac | 1.88 ¹⁾ ac | 1.88 ¹⁾ ac | 1.88 ¹⁾ ac | 1.88 ¹⁾ ac | |
| | 0.63 | 1.00 - 1.20 | 1.40 - 1.50 | 1.50 ac | 1.90 ac | 2.30 ac | 2.70 ac | 2.70 ac | 2.70 ac | |
| | 0.75 | 1.00 - 1.20 | 1.40 - 1.50 | 1.50 ac | 1.90 ac | 2.30 ac | 3.40 ac | 3.40 ac | 3.40 ac | |
| | t_I [mm] | 0.88 | 1.00 - 1.20 | 1.40 - 1.50 | 1.50 - 1.90 | 1.90 ac | 2.30 ac | 3.80 ac | 4.10 ac | 4.10 ac |
| | | 1.00 | 1.00 - 1.20 | 1.40 - 1.50 | 1.50 - 1.90 | 1.90 - 2.30 | 2.30 - 3.80 | 3.80 - 4.80 | 4.80 ac | 4.80 ac |
| | | 1.25 | 1.00 - 1.20 | 1.40 - 1.50 | 1.50 - 1.90 | 1.90 - 2.30 | 2.30 - 3.80 | 3.80 - 5.60 | 5.60 - | 5.60 - |
| | | 1.50 | 1.00 - 1.20 | 1.40 - 1.50 | 1.50 - 1.90 | 1.90 - 2.30 | 2.30 - 3.80 | 3.80 - 5.60 | 5.60 - | 5.60 - |
| $N_{R,II,k}$ [kN] | 1.00 | 1.20 | 1.40 | 1.50 | 1.90 | 2.30 | 3.80 | 5.60 | 5.60 | |

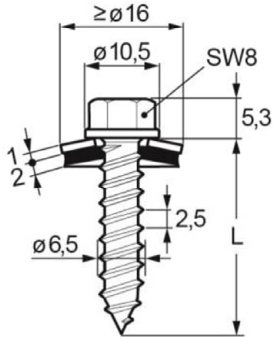
Additional definitions

Index ¹⁾: For component I made of S320GD to S450GD the resistance value may be increased by 8.3%.

Self-tapping screw with sealing washer $\geq \text{Ø } 16 \text{ mm}$

TDA-S-S16-6,5 x L, TDA-S16-6,5 x L

Annex 37



Materials:

Fastener: Stainless steel A2 or A4 - EN ISO 3506
Stainless steel 1.4547 - EN 10088-1

Washer: Stainless steel A2 or A4 - EN ISO 3506
with EPDM-seal

Component I: S280GD to S450GD - EN 10346

Component II: S280GD to S450GD - EN 10346

Predrill-diameter: d_{pd} = see table

| | | t_{li} [mm] | | | | |
|-------------------|------|-----------------------|-----------------------|-----------------------|-----------------------|-----------------------|
| | | 2 x 0.75 | 2 x 0.88 | 2 x 1.00 | 2 x 1.25 | 2 x 1.50 |
| d_{pd} [mm] | | 4.0 | | | 4.5 | |
| $V_{R,k}$ [kN] | 0.50 | 1.36 ¹⁾ ac | 1.48 ¹⁾ ac | 1.60 ¹⁾ ac | 1.60 ¹⁾ ac | 1.60 ¹⁾ ac |
| | 0.55 | 1.54 ¹⁾ ac | 1.72 ¹⁾ ac | 1.90 ¹⁾ ac | 1.90 ¹⁾ ac | 1.90 ¹⁾ ac |
| | 0.63 | 1.83 ¹⁾ ac | 2.10 ¹⁾ ac | 2.37 ¹⁾ ac | 2.37 ¹⁾ ac | 2.37 ¹⁾ ac |
| | 0.75 | 2.30 ¹⁾ ac | 2.72 ¹⁾ ac | 3.14 ¹⁾ ac | 3.14 ¹⁾ ac | 3.14 ¹⁾ ac |
| t_i [mm] | 0.88 | 2.49 ¹⁾ - | 2.94 ¹⁾ - | 3.40 ¹⁾ ac | 3.40 ¹⁾ ac | 3.40 ¹⁾ ac |
| | 1.00 | 2.67 ¹⁾ - | 3.16 ¹⁾ - | 3.65 ac | 3.65 ac | 3.65 ac |
| | 1.25 | 2.67 ¹⁾ - | 3.17 ¹⁾ - | 3.67 - | 3.67 - | 3.67 - |
| | 1.50 | 2.67 ¹⁾ - | 3.18 ¹⁾ - | 3.68 - | 3.68 - | 3.68 - |
| $N_{R,k}$ [kN] | 0.50 | 1.68 ¹⁾ ac | 1.68 ¹⁾ ac | 1.68 ¹⁾ ac | 1.68 ¹⁾ ac | 1.68 ¹⁾ ac |
| | 0.55 | 1.88 ¹⁾ ac | 1.88 ¹⁾ ac | 1.88 ¹⁾ ac | 1.88 ¹⁾ ac | 1.88 ¹⁾ ac |
| | 0.63 | 2.18 ac | 2.70 ac | 2.70 ac | 2.70 ac | 2.70 ac |
| | 0.75 | 2.18 ac | 2.77 ac | 3.36 ac | 3.36 ac | 3.36 ac |
| t_i [mm] | 0.88 | 2.18 - | 2.77 - | 3.36 ac | 3.36 ac | 3.36 ac |
| | 1.00 | 2.18 - | 2.77 - | 3.36 ac | 3.36 ac | 3.36 ac |
| | 1.25 | 2.18 - | 2.77 - | 3.36 - | 3.36 - | 3.36 - |
| | 1.50 | 2.18 - | 2.77 - | 3.36 - | 3.36 - | 3.36 - |
| $N_{R,II,k}$ [kN] | | 2.18 | 2.77 | 3.36 | 3.36 | 3.36 |

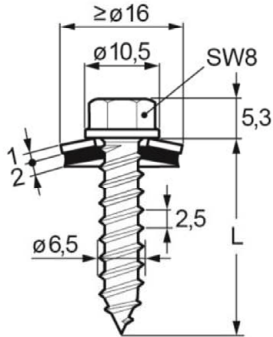
Additional definitions

Index ¹⁾: For component I made of S320GD to S450GD the resistance value may be increased by 8.3%.

Self-tapping screw with sealing washer $\geq \text{Ø } 16 \text{ mm}$

TDA-S-S16-6,5xL, TDA-S16-6,5xL

Annex 38



Materials:

- Fastener: Stainless steel A2, A4 - EN ISO 3506
Stainless steel 1.4547- EN 10088-1
- Washer: Stainless steel A2 or A4 - EN ISO 3506
with EPDM-seal
- Component I: Aluminum alloy - EN 573
- Component II: S280GD to S450GD - EN 10346

Predrill-diameter: d_{pd} = see table

| Component I $R_m \geq 165 \text{ N/mm}^2$ | t_{II} [mm] | | | | | | | |
|--|---------------|--------|--------|--------|--------|--------|--------|--------|
| | 0.63 | 0.75 | 0.88 | 1.00 | 1.25 | 1.50 | 2.00 | 3.00 |
| d_{pd} [mm] | 3.5 | 4.0 | 4.5 | | | 5.0 | | |
| $V_{R,k}$ [kN] | 0.50 | 0.35 - | 0.44 - | 0.55 - | 0.65 - | 0.86 - | 0.86 - | 0.86 - |
| | 0.60 | 0.35 - | 0.44 - | 0.55 - | 0.65 - | 0.86 - | 1.03 - | 1.03 - |
| | 0.70 | 0.35 - | 0.44 - | 0.55 - | 0.65 - | 0.86 - | 1.03 - | 1.20 - |
| | 0.80 | 0.35 - | 0.44 - | 0.55 - | 0.65 - | 0.86 - | 1.03 - | 1.37 - |
| | 0.90 | 0.35 - | 0.44 - | 0.56 - | 0.65 - | 0.86 - | 1.03 - | 1.37 - |
| | 1.00 | 0.35 - | 0.44 - | 0.56 - | 0.67 - | 0.86 - | 1.03 - | 1.37 - |
| | 1.20 | 0.35 - | 0.44 - | 0.56 - | 0.67 - | 0.92 - | 1.08 - | 1.41 - |
| $N_{R,II,k}$ [kN] | 1.00 | 1.20 | 1.40 | 1.50 | 1.90 | 2.30 | 3.80 | 5.60 |

| Component I $R_m \geq 215 \text{ N/mm}^2$ | t_{II} [mm] | | | | | | | |
|--|---------------|--------|--------|--------|--------|--------|--------|--------|
| | 0.63 | 0.75 | 0.88 | 1.00 | 1.25 | 1.50 | 2.00 | 3.00 |
| d_{pd} [mm] | 3.5 | 4.0 | 4.5 | | | 5.0 | | |
| $V_{R,k}$ [kN] | 0.50 | 0.45 - | 0.58 - | 0.72 - | 0.85 - | 1.12 - | 1.12 - | 1.12 - |
| | 0.60 | 0.45 - | 0.58 - | 0.72 - | 0.85 - | 1.12 - | 1.34 - | 1.34 - |
| | 0.70 | 0.45 - | 0.58 - | 0.72 - | 0.85 - | 1.12 - | 1.34 - | 1.57 - |
| | 0.80 | 0.45 - | 0.58 - | 0.72 - | 0.85 - | 1.12 - | 1.34 - | 1.79 - |
| | 0.90 | 0.45 - | 0.58 - | 0.72 - | 0.85 - | 1.12 - | 1.34 - | 1.78 - |
| | 1.00 | 0.45 - | 0.58 - | 0.72 - | 0.88 - | 1.12 - | 1.34 - | 1.78 - |
| | 1.20 | 0.45 - | 0.58 - | 0.72 - | 0.88 - | 1.20 - | 1.41 - | 1.83 - |
| $N_{R,II,k}$ [kN] | 1.00 | 1.20 | 1.40 | 1.50 | 1.90 | 2.30 | 3.80 | 5.60 |

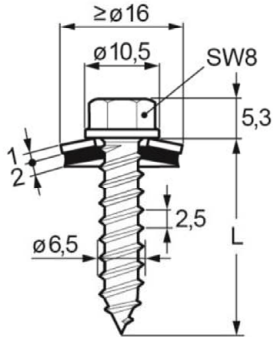
Additional definitions

The resistance value $N_{R,k}$ can be determined as follows: $N_{R,k} = \min \{ N_{R,I,k} \mid N_{R,II,k} \}$. $N_{R,I,k}$ has to be calculated according to EN 1999-1-4:2007, equation (8.13).

Self-tapping screw with sealing washer $\geq \text{Ø } 16 \text{ mm}$

TDA-S-S16-6,5xL, TDA-S16-6,5xL

Annex 39



Materials:

Fastener: Stainless steel A2, A4 - EN ISO 3506
Stainless steel 1.4547- EN 10088-1

Washer: Stainless steel A2 or A4 - EN ISO 3506
with EPDM-seal

Component I: Aluminum alloy - EN 573

Component II: Aluminum alloy - EN 573

Predrill-diameter: d_{pd} = see table

| Component I and II $R_m \geq 165 \text{ N/mm}^2$ | | t_{II} [mm] | | | | | | | |
|---|------|---------------|------|------|------|------|------|------|---|
| | | 1.00 | 1.20 | 1.50 | 2.00 | 2.50 | 3.00 | | |
| d_{pd} [mm] | | 4.5 | | | 5.0 | | 5.3 | | |
| $V_{R,k}$ [kN] | 0.50 | 0.65 | - | 0.82 | - | 0.86 | - | 0.86 | - |
| | 0.60 | 0.65 | - | 0.82 | - | 1.03 | - | 1.03 | - |
| | 0.70 | 0.65 | - | 0.82 | - | 1.03 | - | 1.20 | - |
| | 0.80 | 0.65 | - | 0.82 | - | 1.03 | - | 1.37 | - |
| | 0.90 | 0.65 | - | 0.82 | - | 1.03 | - | 1.37 | - |
| | 1.00 | 0.67 | - | 0.82 | - | 1.03 | - | 1.37 | - |
| | 1.20 | 0.67 | - | 0.88 | - | 1.08 | - | 1.41 | - |
| 1.50 | 0.67 | - | 0.88 | - | 1.24 | - | 1.53 | - | |
| $N_{R,II,k}$ [kN] | | 0.42 | | 0.55 | | 0.77 | | 1.19 | |
| | | | | | | | | 1.69 | |
| | | | | | | | | 1.83 | |
| | | | | | | | | 2.13 | |
| | | | | | | | | 2.06 | |
| | | | | | | | | 2.13 | |

| Component I and II $R_m \geq 215 \text{ N/mm}^2$ | | t_{II} [mm] | | | | | | | |
|---|------|---------------|------|------|------|------|------|------|---|
| | | 1.00 | 1.20 | 1.50 | 2.00 | 2.50 | 3.00 | | |
| d_{pd} [mm] | | 4.5 | | | 5.0 | | 5.3 | | |
| $V_{R,k}$ [kN] | 0.50 | 0.85 | - | 1.06 | - | 1.12 | - | 1.12 | - |
| | 0.60 | 0.85 | - | 1.06 | - | 1.34 | - | 1.34 | - |
| | 0.70 | 0.85 | - | 1.06 | - | 1.34 | - | 1.57 | - |
| | 0.80 | 0.85 | - | 1.06 | - | 1.34 | - | 1.79 | - |
| | 0.90 | 0.85 | - | 1.06 | - | 1.34 | - | 1.78 | - |
| | 1.00 | 0.88 | - | 1.06 | - | 1.34 | - | 1.78 | - |
| | 1.20 | 0.88 | - | 1.15 | - | 1.41 | - | 1.83 | - |
| 1.50 | 0.88 | - | 1.15 | - | 1.61 | - | 2.00 | - | |
| $N_{R,II,k}$ [kN] | | 0.55 | | 0.71 | | 1.01 | | 1.55 | |
| | | | | | | | | 2.20 | |
| | | | | | | | | 2.39 | |
| | | | | | | | | 2.77 | |
| | | | | | | | | 2.68 | |
| | | | | | | | | 2.77 | |

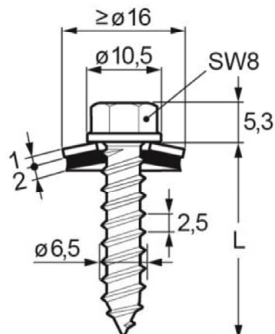
Additional definitions

The resistance value $N_{R,k}$ can be determined as follows: $N_{R,k} = \min \{ N_{R,I,k} | N_{R,II,k} \}$. $N_{R,I,k}$ has to be calculated according to EN 1999-1-4:2007, equation (8.13).

Self-tapping screw with sealing washer $\geq \text{Ø } 16 \text{ mm}$

TDA-S-S16-6,5xL, TDA-S16-6,5xL

Annex 40



Materials:

Fastener: Stainless steel A2 or A4 - EN ISO 3506

Washer: Stainless steel A2 or A4 - EN ISO 3506 with EPDM-seal

Component I: S280GD to S450GD - EN 10346

Component II: Coniferous timber \geq C24 - EN 14081

Predrill-diameter: d_{pd} = see table

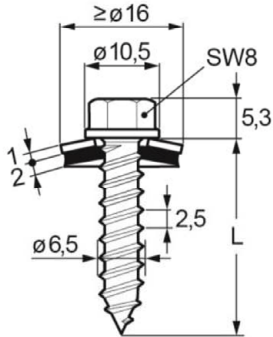
Characteristics: $M_{y,Rk} = 13.9$ Nm
 $f_{ax,k} = 13.2$ N/mm² ($l_{ef} = 29$ mm, $\rho_a = 350$ kg/m³)

| | l_{ef} [mm] | | | | | | Failure of component I | |
|-------------------|---------------|------|------|------|------|------|------------------------|------|
| | 29 | 35 | 45 | 55 | 65 | 75 | | |
| d_{pd} [mm] | 4.0 | | | | | | 4.0 | |
| $V_{R,k}$ [kN] | 0.50 | 1.55 | 1.55 | 1.55 | 1.55 | 1.55 | 1.55 | |
| | 0.55 | 1.71 | 1.71 | 1.71 | 1.71 | 1.71 | 1.71 | |
| | 0.63 | 1.73 | 1.73 | 2.23 | 2.73 | 2.90 | 2.90 | |
| | 0.75 | 1.73 | 1.73 | 2.23 | 2.73 | 3.14 | 3.34 | |
| | t_i [mm] | 0.88 | 1.73 | 1.73 | 2.23 | 2.73 | 3.14 | 3.34 |
| | | 1.00 | 1.73 | 1.73 | 2.23 | 2.73 | 3.14 | 3.34 |
| | | 1.25 | 1.73 | 1.73 | 2.23 | 2.73 | 3.14 | 3.34 |
| $N_{R,k}$ [kN] | 0.50 | 1.68 | 1.68 | 1.68 | 1.68 | 1.68 | 1.68 | |
| | 0.55 | 1.88 | 1.88 | 1.88 | 1.88 | 1.88 | 1.88 | |
| | 0.63 | 2.49 | 2.70 | 2.70 | 2.70 | 2.70 | 2.70 | |
| | 0.75 | 2.49 | 3.00 | 3.40 | 3.40 | 3.40 | 3.40 | |
| | t_i [mm] | 0.88 | 2.49 | 3.00 | 3.86 | 4.10 | 4.10 | 4.10 |
| | | 1.00 | 2.49 | 3.00 | 3.86 | 4.72 | 4.80 | 4.80 |
| | | 1.25 | 2.49 | 3.00 | 3.86 | 4.72 | 5.58 | 5.60 |
| 1.50 | 2.49 | 3.00 | 3.86 | 4.72 | 5.58 | 5.60 | | |
| $N_{R,II,k}$ [kN] | 2.49 | 3.00 | 3.86 | 4.72 | 5.58 | 6.44 | - | |

Self-tapping screw with sealing washer $\geq \varnothing 16$ mm

TDA-S-S16-6,5xL, TDA-S16-6,5xL

Annex 41



Materials:

- Fastener: Stainless steel A2, A4 - EN ISO 3506
Stainless steel 1.4547- EN 10088-1
- Washer: Stainless steel A2 or A4 - EN ISO 3506
with EPDM-seal
- Component I: Aluminum alloy - EN 573
- Component II: Coniferous timber \geq C24 - EN 14081

Predrill-diameter: $d_{pd} = 4.0$ mm

Characteristics: $M_{y,Rk} = 13.9$ Nm
 $f_{ax,k} = 13.2$ N/mm² ($l_{ef} = 29$ mm, $\rho_a = 350$ kg/m³)

| Component I $R_m \geq 165$ N/mm ² | l_{ef} [mm] | | | | | | Failure of component I | | | | |
|---|---------------|------|------|------|------|------|------------------------|------|------|------|------|
| | 29 | 35 | 45 | 55 | 65 | 75 | $V_{R,I,k}$ [kN] | | | | |
| $V_{R,k}$ [kN] | 0.50 | 0.86 | 0.86 | 0.86 | 0.86 | 0.86 | | | 0.86 | 0.86 | |
| | 0.60 | 1.03 | 1.03 | 1.03 | 1.03 | 1.03 | | | 1.03 | 1.03 | |
| | 0.70 | 1.20 | 1.20 | 1.20 | 1.20 | 1.20 | | | 1.20 | 1.20 | |
| | 0.80 | 1.37 | 1.37 | 1.37 | 1.37 | 1.37 | | | 1.37 | 1.37 | |
| | t_i [mm] | 0.90 | 1.54 | 1.54 | 1.54 | 1.54 | | | 1.54 | 1.54 | 1.54 |
| | | 1.00 | 1.72 | 1.72 | 1.72 | 1.72 | | | 1.72 | 1.72 | 1.72 |
| | | 1.20 | 1.73 | 1.73 | 2.06 | 2.06 | | | 2.06 | 2.06 | 2.06 |
| | 1.50 | 1.73 | 1.73 | 2.23 | 2.57 | 2.57 | 2.57 | 2.57 | | | |
| $N_{R,II,k}$ [kN] | 2.49 | 3.00 | 3.86 | 4.72 | 5.58 | 6.44 | - | | | | |

| Component I $R_m \geq 215$ N/mm ² | l_{ef} [mm] | | | | | | Failure of component I | | | | |
|---|---------------|------|------|------|------|------|------------------------|------|------|------|------|
| | 29 | 35 | 45 | 55 | 65 | 75 | $V_{R,I,k}$ [kN] | | | | |
| $V_{R,k}$ [kN] | 0.50 | 1.12 | 1.12 | 1.12 | 1.12 | 1.12 | | | 1.12 | 1.12 | |
| | 0.60 | 1.34 | 1.34 | 1.34 | 1.34 | 1.34 | | | 1.34 | 1.34 | |
| | 0.70 | 1.57 | 1.57 | 1.57 | 1.57 | 1.57 | | | 1.57 | 1.57 | |
| | 0.80 | 1.73 | 1.73 | 1.79 | 1.79 | 1.79 | | | 1.79 | 1.79 | |
| | t_i [mm] | 0.90 | 1.73 | 1.73 | 2.01 | 2.01 | | | 2.01 | 2.01 | 2.01 |
| | | 1.00 | 1.73 | 1.73 | 2.23 | 2.24 | | | 2.24 | 2.24 | 2.24 |
| | | 1.20 | 1.73 | 1.73 | 2.23 | 2.68 | | | 2.68 | 2.68 | 2.68 |
| | 1.50 | 1.73 | 1.73 | 2.23 | 2.73 | 3.22 | 3.35 | 3.35 | | | |
| $N_{R,II,k}$ [kN] | 2.49 | 3.00 | 3.86 | 4.72 | 5.58 | 6.44 | - | | | | |

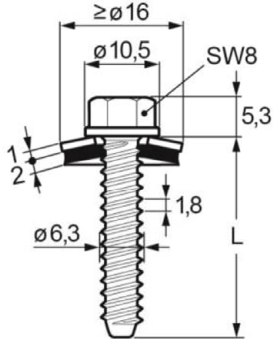
Additional definitions

The resistance value $N_{R,k}$ can be determined as follows: $N_{R,k} = \min \{ N_{R,I,k} \mid N_{R,II,k} \}$. $N_{R,I,k}$ has to be calculated according to EN 1999-1-4:2007, equation (8.13).

Self-tapping screw with sealing washer $\geq \varnothing 16$ mm

TDA-S-S16-6,5xL, TDA-S16-6,5xL

Annex 42



Materials:

Fastener: Stainless steel A2, A4 - EN ISO 3506
Stainless steel 1.4547- EN 10088-1

Washer: Stainless steel A2 or A4 - EN ISO 3506
with EPDM-seal

Component I: S280GD to S450GD - EN 10346

Component II: S235 to S355 - EN 10025
S280GD to S450GD - EN 10346

Predrill-diameter: d_{pd} = see table

| | t_{II} [mm] | | | | | | | | | | |
|-----------------------------|---------------|-----------------------|-----------------------|-----------------------|-----------------------|-----------------------|-----------------------|-----------------------|-----------------------|-----------------------|-----------------------|
| | 1.25 | 1.50 | 2.00 | 3.00 | 4.00 | 6.00 | 8.00 | 10.00 | > 10.00 ²⁾ | | |
| d_{pd} [mm] ³⁾ | 5.0 | | 5.3 | | | 5.5 | 5.7 | | | | 5.8 |
| $V_{R,k}$ [kN] | 0.50 | 1.84 ¹⁾ ac | 1.84 ¹⁾ ac | 1.84 ¹⁾ ac | 1.84 ¹⁾ ac | 1.84 ¹⁾ ac | 1.84 ¹⁾ ac | 1.84 ¹⁾ ac | 1.84 ¹⁾ ac | 1.84 ¹⁾ ac | 1.84 ¹⁾ ac |
| | 0.55 | 2.06 ¹⁾ ac | 2.06 ¹⁾ ac | 2.06 ¹⁾ ac | 2.06 ¹⁾ ac | 2.06 ¹⁾ ac | 2.06 ¹⁾ ac | 2.06 ¹⁾ ac | 2.06 ¹⁾ ac | 2.06 ¹⁾ ac | 2.06 ¹⁾ ac |
| | 0.63 | 2.50 ac | 2.70 ac | 2.90 ac | 3.00 ac | 3.10 ac | 3.10 ac | 3.10 ac | 3.10 ac | 3.10 ac | 3.10 ac |
| | 0.75 | 2.60 ac | 3.10 ac | 3.30 ac | 3.60 ac | 3.70 ac | 3.70 ac | 3.70 ac | 3.70 ac | 3.70 ac | 3.70 ac |
| | 0.88 | 2.80 ac | 3.20 ac | 3.80 ac | 4.10 ac | 4.30 ac | 4.40 ac | 4.40 ac | 4.40 ac | 4.40 ac | 4.40 ac |
| | 1.00 | 3.20 - | 3.60 - | 4.10 - | 4.80 ac | 4.90 ac | 5.10 ac | 5.10 ac | 5.10 ac | 5.10 ac | 5.10 ac |
| | 1.25 | 3.60 - | 4.20 - | 5.00 - | 6.10 - | 6.30 - | 6.50 - | 6.50 - | 6.50 - | 6.50 - | 6.50 - |
| | 1.50 | 3.70 - | 4.40 - | 5.70 - | 6.80 - | 7.10 - | 7.30 - | 7.30 - | 7.30 - | 7.30 - | 7.30 - |
| $N_{R,k}$ [kN] | 0.50 | 1.84 ¹⁾ ac | 1.84 ¹⁾ ac | 1.84 ¹⁾ ac | 1.84 ¹⁾ ac | 1.84 ¹⁾ ac | 1.84 ¹⁾ ac | 1.84 ¹⁾ ac | 1.84 ¹⁾ ac | 1.84 ¹⁾ ac | 1.84 ¹⁾ ac |
| | 0.55 | 2.00 ac | 2.05 ¹⁾ ac | 2.05 ¹⁾ ac | 2.05 ¹⁾ ac | 2.05 ¹⁾ ac | 2.05 ¹⁾ ac | 2.05 ¹⁾ ac | 2.05 ¹⁾ ac | 2.05 ¹⁾ ac | 2.05 ¹⁾ ac |
| | 0.63 | 2.00 ac | 2.70 ac | 2.80 ac | 2.80 ac | 2.80 ac | 2.80 ac | 2.80 ac | 2.80 ac | 2.80 ac | 2.80 ac |
| | 0.75 | 2.00 ac | 2.70 ac | 3.60 ac | 3.60 ac | 3.60 ac | 3.60 ac | 3.60 ac | 3.60 ac | 3.60 ac | 3.60 ac |
| | 0.88 | 2.00 ac | 2.70 ac | 3.60 ac | 4.29 ac | 4.29 ac | 4.29 ac | 4.29 ac | 4.29 ac | 4.29 ac | 4.29 ac |
| | 1.00 | 2.00 - | 2.70 - | 3.60 - | 4.85 ac | 4.85 ac | 4.85 ac | 4.85 ac | 4.85 ac | 4.85 ac | 4.85 ac |
| | 1.25 | 2.00 - | 2.70 - | 3.60 - | 4.90 - | 4.90 - | 4.90 - | 4.90 - | 4.90 - | 4.90 - | 4.90 - |
| | 1.50 | 2.00 - | 2.70 - | 3.60 - | 5.90 - | 5.90 - | 5.90 - | 5.90 - | 5.90 - | 5.90 - | 5.90 - |
| $N_{R,II,k}$ [kN] | 2.00 | 2.70 | 3.60 | 6.48 | 9.19 | 12.22 | 15.24 | 15.24 | 15.24 | 15.24 | |

Additional definitions

Index ¹⁾: For component I made of S320GD to S450GD the resistance value may be increased by 8.3%.

Index ²⁾: Only valid for component II made of S235 or S280GD

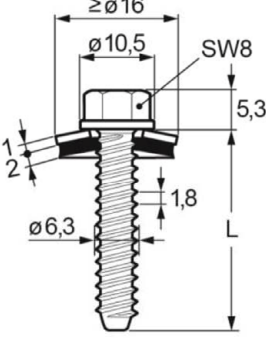
Index ³⁾: The pre-drill diameter d_{pd} for not indicated thicknesses t_{II} is defined as follows:

$d_{pd} = 5.3$ mm for $t_{II} = 1.6$ to 4.0 mm, $d_{pd} = 5.5$ mm for $t_{II} = 4.1$ to 6.0 mm, $d_{pd} = 5.7$ mm for $t_{II} = 6.1$ to 10.0 mm

Self-tapping screw with sealing washer $\geq \text{Ø } 16$ mm

TDB-S-S16-6,3xL, TDB-S16-6,3xL

Annex 43

| | |
|---|--|
|  | <p>Materials:</p> <p>Fastener: Stainless steel A2 or A4 - EN ISO 3506 Stainless steel 1.4547 – EN 10088</p> <p>Washer: Stainless steel A2 or A4 - EN ISO 3506 with EPDM-seal</p> <p>Component I: Aluminum alloy - EN 573</p> <p>Component II: S235 to S355 - EN 10025 S280GD to S450GD - EN 10346</p> |
| | <p>Predrill-diameter: d_{pd} = see table</p> |

| Component I $R_m \geq 165 \text{ N/mm}^2$ | t_{II} [mm] | | | | | | | | | | |
|--|---------------|------|------|------|------|-------|-------|-------|-----------------------|------|------|
| | 1.25 | 1.50 | 2.00 | 3.00 | 4.00 | 6.00 | 8.00 | 10.00 | > 10.00 ¹⁾ | | |
| d_{pd} [mm] ²⁾ | 5.0 | | 5.3 | | | 5.5 | 5.7 | | | 5.8 | |
| $V_{R,k}$ [kN] | 0.50 | 0.83 | 0.83 | 0.83 | 0.83 | 0.83 | 0.83 | 0.83 | 0.83 | 0.83 | |
| | 0.60 | 0.83 | 1.00 | 1.00 | 1.00 | 1.00 | 1.00 | 1.00 | 1.00 | 1.00 | |
| | 0.70 | 0.83 | 1.00 | 1.16 | 1.16 | 1.16 | 1.16 | 1.16 | 1.16 | 1.16 | |
| | 0.80 | 0.83 | 1.00 | 1.33 | 1.33 | 1.33 | 1.33 | 1.33 | 1.33 | 1.33 | |
| | t_I [mm] | 0.90 | 0.83 | 1.00 | 1.33 | 1.50 | 1.50 | 1.50 | 1.50 | 1.50 | 1.50 |
| | | 1.00 | 0.83 | 1.00 | 1.33 | 1.66 | 1.66 | 1.66 | 1.66 | 1.66 | 1.66 |
| | | 1.20 | 0.90 | 1.06 | 1.37 | 2.00 | 2.00 | 2.00 | 2.00 | 2.00 | 2.00 |
| | | 1.50 | 0.93 | 1.22 | 1.50 | 2.07 | 2.49 | 2.49 | 2.49 | 2.49 | 2.49 |
| $N_{R,II,k}$ [kN] | 2.00 | 2.70 | 3.60 | 6.00 | 9.19 | 12.22 | 15.24 | 15.24 | 15.24 | | |

| Component I $R_m \geq 215 \text{ N/mm}^2$ | t_{II} [mm] | | | | | | | | | | |
|--|---------------|------|------|------|------|-------|-------|-------|-----------------------|------|------|
| | 1.25 | 1.50 | 2.00 | 3.00 | 4.00 | 6.00 | 8.00 | 10.00 | > 10.00 ¹⁾ | | |
| d_{pd} [mm] ²⁾ | 5.0 | | 5.3 | | | 5.5 | 5.7 | | | 5.8 | |
| $V_{R,k}$ [kN] | 0.50 | 1.08 | 1.08 | 1.08 | 1.08 | 1.08 | 1.08 | 1.08 | 1.08 | 1.08 | |
| | 0.60 | 1.08 | 1.30 | 1.30 | 1.30 | 1.30 | 1.30 | 1.30 | 1.30 | 1.30 | |
| | 0.70 | 1.08 | 1.30 | 1.52 | 1.52 | 1.52 | 1.52 | 1.52 | 1.52 | 1.52 | |
| | 0.80 | 1.08 | 1.30 | 1.73 | 1.73 | 1.73 | 1.73 | 1.73 | 1.73 | 1.73 | |
| | t_I [mm] | 0.90 | 1.08 | 1.30 | 1.73 | 1.95 | 1.95 | 1.95 | 1.95 | 1.95 | 1.95 |
| | | 1.00 | 1.08 | 1.30 | 1.73 | 2.17 | 2.17 | 2.17 | 2.17 | 2.17 | 2.17 |
| | | 1.20 | 1.18 | 1.38 | 1.79 | 2.60 | 2.60 | 2.60 | 2.60 | 2.60 | 2.60 |
| | | 1.50 | 1.21 | 1.59 | 1.96 | 2.70 | 3.25 | 3.25 | 3.25 | 3.25 | 3.25 |
| $N_{R,II,k}$ [kN] | 2.00 | 2.70 | 3.60 | 6.00 | 9.19 | 12.22 | 15.24 | 15.24 | 15.24 | | |

Additional definitions

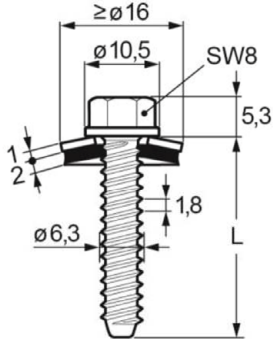
The resistance value $N_{R,k}$ can be determined as follows: $N_{R,k} = \min \{ N_{R,I,k} | N_{R,II,k} \}$. $N_{R,I,k}$ has to be calculated according to EN 1999-1-4:2007, equation (8.13).

Index ¹⁾: Only valid for component II made of S235 or S280GD.

Index ²⁾: The pre-drill diameter d_{pd} for not indicated thicknesses t_{II} is defined as follows:

$d_{pd} = 5.3 \text{ mm}$ for $t_{II} = 1.6$ to 4.0 mm , $d_{pd} = 5.5 \text{ mm}$ for $t_{II} = 4.1$ to 6.0 mm , $d_{pd} = 5.7 \text{ mm}$ for $t_{II} = 6.1$ to 10.0 mm

| | |
|---|-----------------|
| Self-tapping screw with sealing washer $\geq \text{Ø } 16 \text{ mm}$ | Annex 44 |
| TDB-S-S16-6,3xL, TDB-S16-6,3xL | |



Materials:

Fastener: Stainless steel A2 or A4 - EN ISO 3506
Stainless steel 1.4547 – EN 10088

Washer: Stainless steel A2 or A4 - EN ISO 3506
with EPDM-seal

Component I: Aluminum alloy - EN 573

Component II: Aluminum alloy - EN 573

Predrill-diameter: d_{pd} = see table

| Component I and II $R_m \geq 165 \text{ N/mm}^2$ | | t_{II} [mm] | | | | | | | | |
|---|------------|---------------|------|------|------|------|-------------|------|------|---|
| | | 1.50 | 2.00 | 2.50 | 3.00 | 4.00 | ≥ 6.00 | | | |
| d_{pd} [mm] | | 4.5 | 5.0 | | | 5.3 | 5.5 | | | |
| $V_{R,k}$ [kN] | 0.50 | 0.83 | - | 0.83 | - | 0.83 | - | 0.83 | - | |
| | 0.60 | 1.00 | - | 1.00 | - | 1.00 | - | 1.00 | - | |
| | 0.70 | 1.00 | - | 1.16 | - | 1.16 | - | 1.16 | - | |
| | 0.80 | 1.00 | - | 1.33 | - | 1.33 | - | 1.33 | - | |
| | t_I [mm] | 0.90 | 1.00 | - | 1.33 | - | 1.50 | - | 1.50 | - |
| | | 1.00 | 1.00 | - | 1.33 | - | 1.66 | - | 1.66 | - |
| | | 1.20 | 1.06 | - | 1.37 | - | 1.68 | - | 2.00 | - |
| 1.50 | 1.22 | - | 1.50 | - | 1.79 | - | 2.07 | - | 2.49 | |
| $N_{R,II,k}$ [kN] | | 0.76 | 1.17 | 1.64 | 2.15 | 4.21 | 6.09 | | | |

| Component I and II $R_m \geq 215 \text{ N/mm}^2$ | | t_{II} [mm] | | | | | | | | |
|---|------------|---------------|------|------|------|------|------|------|------|---|
| | | 1.00 | 1.20 | 1.50 | 2.00 | 2.50 | 3.00 | | | |
| d_{pd} [mm] | | 4.5 | 5.0 | | | 5.3 | 5.5 | | | |
| $V_{R,k}$ [kN] | 0.50 | 1.08 | - | 1.08 | - | 1.08 | - | 1.08 | - | |
| | 0.60 | 1.30 | - | 1.30 | - | 1.30 | - | 1.30 | - | |
| | 0.70 | 1.30 | - | 1.52 | - | 1.52 | - | 1.52 | - | |
| | 0.80 | 1.30 | - | 1.73 | - | 1.73 | - | 1.73 | - | |
| | t_I [mm] | 0.90 | 1.30 | - | 1.73 | - | 1.95 | - | 1.95 | - |
| | | 1.00 | 1.30 | - | 1.73 | - | 2.17 | - | 2.17 | - |
| | | 1.20 | 1.38 | - | 1.79 | - | 2.19 | - | 2.60 | - |
| 1.50 | 1.59 | - | 1.96 | - | 2.33 | - | 2.70 | - | 3.25 | |
| $N_{R,II,k}$ [kN] | | 0.99 | 1.53 | 2.13 | 2.80 | 5.48 | 7.93 | | | |

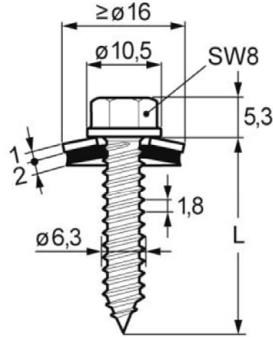
Additional definitions

The resistance value $N_{R,k}$ can be determined as follows: $N_{R,k} = \min \{ N_{R,I,k} | N_{R,II,k} \}$. $N_{R,I,k}$ has to be calculated according to EN 1999-1-4:2007, equation (8.13).

Self-tapping screw with sealing washer $\geq \text{Ø } 16 \text{ mm}$

TDB-S-S16-6,3xL, TDB-S16-6,3xL

Annex 45



Materials:

Fastener: Stainless steel A2 or A4 - EN ISO 3506
Stainless steel 1.4547 – EN 10088

Washer: Stainless steel A2 or A4 - EN ISO 3506
with EPDM-seal

Component I: S280GD to S450GD - EN 10346

Component II: S235 to S355 - EN 10025
S280GD to S450GD - EN 10346

Predrill-diameter: d_{pd} = see table

| | | t_{II} [mm] | | | | | | | | | |
|-------------------|------|--------------------|----|--------------------|----|--------------------|----|--------------------|----|--------------------|----|
| | | 1.25 | | 1.50 | | 2.00 | | 3.00 | | 4.00 | |
| d_{pd} [mm] | | 5.0 | | | | 5.3 | | | | | |
| $V_{R,k}$ [kN] | 0.50 | 1.84 ¹⁾ | ac | 1.84 ¹⁾ | ac | 1.84 ¹⁾ | ac | 1.84 ¹⁾ | ac | 1.84 ¹⁾ | ac |
| | 0.55 | 2.06 ¹⁾ | ac | 2.06 ¹⁾ | ac | 2.06 ¹⁾ | ac | 2.06 ¹⁾ | ac | 2.06 ¹⁾ | ac |
| | 0.63 | 2.50 | ac | 2.70 | ac | 2.90 | ac | 3.00 | ac | 3.10 | ac |
| | 0.75 | 2.60 | ac | 3.10 | ac | 3.30 | ac | 3.60 | ac | 3.70 | ac |
| t_i [mm] | 0.88 | 2.80 | ac | 3.20 | ac | 3.80 | ac | 4.10 | ac | 4.30 | ac |
| | 1.00 | 3.20 | - | 3.60 | - | 4.10 | - | 4.80 | ac | 4.90 | ac |
| | 1.25 | 3.60 | - | 4.20 | - | 5.00 | - | 6.10 | - | 6.30 | - |
| | 1.50 | 3.70 | - | 4.40 | - | 5.70 | - | 6.80 | - | 7.10 | - |
| $N_{R,k}$ [kN] | 0.50 | 1.84 ¹⁾ | ac | 1.84 ¹⁾ | ac | 1.84 ¹⁾ | ac | 1.84 ¹⁾ | ac | 1.84 ¹⁾ | ac |
| | 0.55 | 2.00 | ac | 2.05 ¹⁾ | ac | 2.05 ¹⁾ | ac | 2.05 ¹⁾ | ac | 2.05 ¹⁾ | ac |
| | 0.63 | 2.00 | ac | 2.70 | ac | 2.80 | ac | 2.80 | ac | 2.80 | ac |
| | 0.75 | 2.00 | ac | 2.70 | ac | 3.60 | ac | 3.60 | ac | 3.60 | ac |
| t_i [mm] | 0.88 | 2.00 | ac | 2.70 | ac | 3.60 | ac | 4.29 | ac | 4.29 | ac |
| | 1.00 | 2.00 | - | 2.70 | - | 3.60 | - | 4.85 | ac | 4.85 | ac |
| | 1.25 | 2.00 | - | 2.70 | - | 3.60 | - | 4.90 | - | 4.90 | - |
| | 1.50 | 2.00 | - | 2.70 | - | 3.60 | - | 5.90 | - | 5.90 | - |
| $N_{R,II,k}$ [kN] | | 2.00 | | 2.70 | | 3.60 | | 6.48 | | 9.19 | |

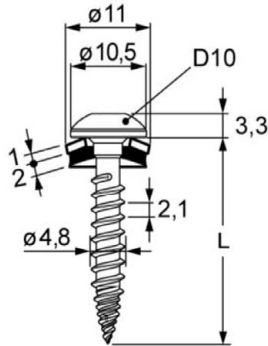
Additional definitions

Index ¹⁾: For component I made of S320GD to S450GD the resistance value may be increased by 8.3%.

Self-tapping screw with sealing washer $\geq \text{Ø} 16$ mm

TDC-S-S16-6,3xL, TDC-S16-6,3xL

Annex 46



Materials:

Fastener: Stainless steel A2 or A4 - EN ISO 3506

Washer: Aluminum alloy – EN 573
with EPDM-seal

Component I: S280GD to S450GD - EN 10346

Component II: S280GD to S450GD - EN 10346

Drilling-capacity: $\Sigma(t_i + t_{ii}) \leq 2.50 \text{ mm}$

| | | $t_{ii} \text{ [mm]}$ | | | | | | | | | | |
|---------------------------|--------------------|-----------------------|------|------|------|------|------|------|------|------|------|---|
| | | 0.40 | 0.50 | 0.55 | 0.63 | 0.75 | 0.88 | 1.00 | 1.25 | | | |
| $V_{Rk} \text{ [kN]}$ | 0.40 | 0.34 | - | 0.34 | - | 0.34 | - | 0.34 | - | 0.34 | - | |
| | 0.50 | 0.34 | - | 0.66 | - | 0.66 | - | 0.66 | - | 0.66 | - | |
| | 0.55 | 0.34 | - | 0.66 | - | 0.77 | - | 0.77 | - | 0.77 | - | |
| | 0.63 | 0.34 | - | 0.66 | - | 0.77 | - | 0.96 | - | 0.96 | - | |
| | $t_i \text{ [mm]}$ | 0.75 | 0.34 | - | 0.66 | - | 0.77 | - | 0.96 | - | 1.25 | - |
| | | 0.88 | 0.34 | - | 0.66 | - | 0.77 | - | 0.96 | - | 1.25 | - |
| | | 1.00 | 0.34 | - | 0.66 | - | 0.77 | - | 0.96 | - | 1.25 | - |
| | | 1.25 | 0.34 | - | 0.66 | - | 0.77 | - | 0.96 | - | 1.25 | - |
| $N_{Rk} \text{ [kN]}$ | 0.40 | 0.43 | - | 0.70 | - | 0.82 | - | 1.03 | - | 1.04 | - | |
| | 0.50 | 0.43 | - | 0.70 | - | 0.82 | - | 1.03 | - | 1.33 | - | |
| | 0.55 | 0.43 | - | 0.70 | - | 0.82 | - | 1.03 | - | 1.33 | - | |
| | 0.63 | 0.43 | - | 0.70 | - | 0.82 | - | 1.03 | - | 1.33 | - | |
| | $t_i \text{ [mm]}$ | 0.75 | 0.43 | - | 0.70 | - | 0.82 | - | 1.03 | - | 1.33 | - |
| | | 0.88 | 0.43 | - | 0.70 | - | 0.82 | - | 1.03 | - | 1.33 | - |
| | | 1.00 | 0.43 | - | 0.70 | - | 0.82 | - | 1.03 | - | 1.33 | - |
| | | 1.25 | 0.43 | - | 0.70 | - | 0.82 | - | 1.03 | - | 1.33 | - |
| $N_{R,II,k} \text{ [kN]}$ | | 0.43 | | 0.70 | | 0.82 | | 1.03 | | 1.33 | | |
| | | | | | | | | | | 1.52 | | |
| | | | | | | | | | | 1.70 | | |
| | | | | | | | | | | 2.71 | | |

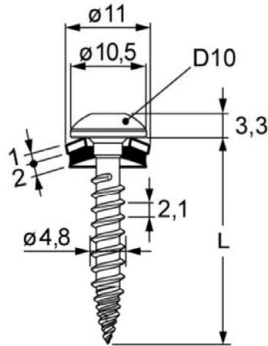
Additional definitions

For component I and component II made of S320GD to S450GD the resistance value may be increased by 8.3%.

Self-tapping screw with sealing washer $\geq \text{Ø } 11 \text{ mm}$

CXLW-D10-A11-4,8xL

Annex 47



Materials:

Fastener: Stainless steel A2 or A4 - EN ISO 3506

Washer: Aluminum alloy – EN 573
with EPDM-seal

Component I: Aluminum alloy - EN 573

Component II: Aluminum alloy - EN 573

Drilling-capacity: $\Sigma(t_i + t_{ii}) \leq 4.00$ mm

| Component I and II $R_m \geq 165$ N/mm ² | t_{ii} [mm] | | | | | | | | | |
|--|---------------|------|------|------|------|------|------|------|------|------|
| | 0.50 | 0.60 | 0.70 | 0.80 | 0.90 | 1.00 | 1.20 | 1.50 | 2.00 | |
| $V_{R,k}$ [kN] | 0.50 | 0.24 | 0.24 | 0.24 | 0.24 | 0.24 | 0.24 | 0.24 | 0.24 | 0.24 |
| | 0.60 | 0.24 | 0.30 | 0.30 | 0.30 | 0.30 | 0.30 | 0.30 | 0.30 | 0.30 |
| | 0.70 | 0.24 | 0.30 | 0.37 | 0.37 | 0.37 | 0.37 | 0.37 | 0.37 | 0.37 |
| | 0.80 | 0.24 | 0.30 | 0.37 | 0.43 | 0.43 | 0.43 | 0.43 | 0.43 | 0.43 |
| | 0.90 | 0.24 | 0.30 | 0.37 | 0.43 | 0.57 | 0.57 | 0.57 | 0.57 | 0.57 |
| | 1.00 | 0.24 | 0.30 | 0.37 | 0.43 | 0.57 | 0.72 | 0.72 | 0.72 | 0.72 |
| | 1.20 | 0.24 | 0.30 | 0.37 | 0.43 | 0.57 | 0.72 | 0.99 | 0.99 | 0.99 |
| | 1.50 | 0.24 | 0.30 | 0.37 | 0.43 | 0.57 | 0.72 | 0.99 | 1.40 | 1.40 |
| 2.00 | 0.24 | 0.30 | 0.37 | 0.43 | 0.57 | 0.72 | 0.99 | 1.40 | 2.22 | |
| $N_{R,II,k}$ [kN] | 0.30 | 0.37 | 0.44 | 0.51 | 0.67 | 0.82 | 1.01 | 1.28 | 1.86 | |

| Component I and II $R_m \geq 215$ N/mm ² | t_{ii} [mm] | | | | | | | | | |
|--|---------------|------|------|------|------|------|------|------|------|------|
| | 0.50 | 0.60 | 0.70 | 0.80 | 0.90 | 1.00 | 1.20 | 1.50 | 2.00 | |
| $V_{R,k}$ [kN] | 0.50 | 0.32 | 0.32 | 0.32 | 0.32 | 0.32 | 0.32 | 0.32 | 0.32 | 0.32 |
| | 0.60 | 0.32 | 0.40 | 0.40 | 0.40 | 0.40 | 0.40 | 0.40 | 0.40 | 0.40 |
| | 0.70 | 0.32 | 0.40 | 0.48 | 0.48 | 0.48 | 0.48 | 0.48 | 0.48 | 0.48 |
| | 0.80 | 0.32 | 0.40 | 0.48 | 0.56 | 0.56 | 0.56 | 0.56 | 0.56 | 0.56 |
| | 0.90 | 0.32 | 0.40 | 0.48 | 0.56 | 0.75 | 0.75 | 0.75 | 0.75 | 0.75 |
| | 1.00 | 0.32 | 0.40 | 0.48 | 0.56 | 0.75 | 0.94 | 0.94 | 0.94 | 0.94 |
| | 1.20 | 0.32 | 0.40 | 0.48 | 0.56 | 0.75 | 0.94 | 1.29 | 1.29 | 1.29 |
| | 1.50 | 0.32 | 0.40 | 0.48 | 0.56 | 0.75 | 0.94 | 1.29 | 1.83 | 1.83 |
| 2.00 | 0.32 | 0.40 | 0.48 | 0.56 | 0.75 | 0.94 | 1.29 | 1.83 | 2.89 | |
| $N_{R,II,k}$ [kN] | 0.39 | 0.48 | 0.58 | 0.67 | 0.87 | 1.07 | 1.31 | 1.67 | 2.42 | |

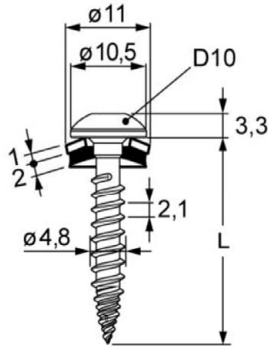
Additional definitions

The resistance value $N_{R,k}$ can be determined as follows: $N_{R,k} = \min \{ N_{R,I,k} \mid N_{R,II,k} \}$. $N_{R,I,k}$ has to be calculated according to EN 1999-1-4:2007, equation (8.13).

Self-tapping screw with sealing washer $\geq \varnothing 11$ mm

CXLW-D10-A11-4,8xL

Annex 48



Materials:

Fastener: Stainless steel A2 or A4 - EN ISO 3506

Washer: Aluminum alloy – EN 573
with EPDM-seal

Component I: S280GD to S450GD - EN 10346

Component II: OSB3 ($\rho \geq 550 \text{ kg/m}^2$) – EN 300
Particle board ($\rho \geq 500 \text{ kg/m}^2$) - EN 312
Coniferous timber ($\geq \text{C24}$, $\rho \geq 350 \text{ kg/m}^2$) - EN 14081

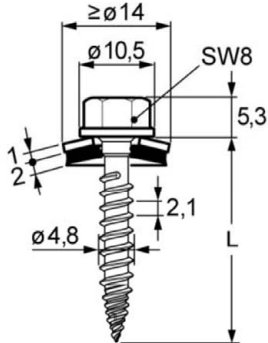
Drilling-capacity: $\Sigma(t_1 + t_{11}) \leq 1.50 \text{ mm}$

| | | Component II | | | Failure of component I | | |
|-------------------------------------|------------|-----------------------------------|-----------------------------------|-----------------------------------|------------------------|------------------------------------|------|
| | | OSB3 | Particle board | Timber $\geq \text{C24}$ | | | |
| | | $l_{ef} [\text{mm}]$ ≥ 18 | $l_{ef} [\text{mm}]$ ≥ 18 | $l_{ef} [\text{mm}]$ ≥ 25 | | | |
| $V_{R,k}$ [kN] | 0.40 | 0.63 | 0.63 | 0.63 | 0.63 | $V_{R,I,k}$ [kN] | |
| | 0.50 | 0.63 | 0.63 | 0.63 | 0.63 | | |
| | 0.55 | 0.70 | 0.70 | 0.70 | 0.70 | | |
| | 0.63 | 0.81 | 0.81 | 0.81 | 0.81 | | |
| | t_1 [mm] | 0.75 | 0.97 | 0.90 | 0.97 | | 0.97 |
| | 0.88 | 1.02 | 0.90 | 1.02 | 1.02 | | |
| | 1.00 | 1.05 | 0.90 | 1.05 | 1.05 | | |
| | 1.25 | 1.30 | 0.90 | 1.05 | 1.30 | | |
| | 1.50 | 1.30 | 0.90 | 1.05 | 1.30 | | |
| $N_{R,k}$ [kN] | 0.40 | 0.88 | 0.70 | 1.04 | 1.04 | $N_{R,I,k}$ [kN] | |
| | 0.50 | 0.88 | 0.70 | 1.35 | 1.35 | | |
| | 0.55 | 0.88 | 0.70 | 1.37 | 1.54 | | |
| | 0.63 | 0.88 | 0.70 | 1.37 | 1.83 | | |
| | t_1 [mm] | 0.75 | 0.88 | 0.70 | 1.37 | | 2.28 |
| | 0.88 | 0.88 | 0.70 | 1.37 | 2.61 | | |
| | 1.00 | 0.88 | 0.70 | 1.37 | 2.92 | | |
| | 1.25 | 0.88 | 0.70 | 1.37 | 4.54 | | |
| | 1.50 | 0.88 | 0.70 | 1.37 | 4.54 | | |
| $N_{R,II,k}$ [kN] | | 0.88 | 0.70 | 1.37 | - | | |

Self-tapping screw with sealing washer $\geq \text{Ø } 11 \text{ mm}$

CXLW-D10-A11-4,8xL

Annex 49



Materials:

Fastener: Stainless steel A2 or A4 - EN ISO 3506

Washer: Aluminum alloy – EN 573 or
Stainless steel A4 - EN ISO 3506
with EPDM-seal

Component I: S280GD to S450GD - EN 10346

Component II: S280GD to S450GD - EN 10346

Drilling-capacity: $\Sigma(t_i + t_{ii}) \leq 2.50$ mm

| | | t_{ii} [mm] | | | | | | | | | | | | |
|-------------------|------------|---------------|------|------|------|------|------|------|------|------|------|------|------|---|
| | | 0.40 | 0.50 | 0.55 | 0.63 | 0.75 | 0.88 | 1.00 | 1.25 | | | | | |
| V_{Rk} [kN] | 0.40 | 0.43 | - | 0.43 | - | 0.43 | - | 0.43 | - | 0.43 | - | 0.43 | - | |
| | 0.50 | 0.43 | - | 0.71 | - | 0.71 | - | 0.71 | - | 0.71 | - | 0.71 | - | |
| | 0.55 | 0.43 | - | 0.71 | - | 0.87 | - | 0.87 | - | 0.87 | - | 0.87 | - | |
| | 0.63 | 0.43 | - | 0.71 | - | 0.87 | - | 1.12 | - | 1.12 | - | 1.12 | - | |
| | t_i [mm] | 0.75 | 0.43 | - | 0.71 | - | 0.87 | - | 1.12 | - | 1.51 | - | 1.51 | - |
| | 0.88 | 0.43 | - | 0.71 | - | 0.87 | - | 1.12 | - | 1.51 | - | 1.94 | - | |
| | 1.00 | 0.43 | - | 0.71 | - | 0.87 | - | 1.12 | - | 1.51 | - | 1.94 | - | |
| | 1.25 | 0.43 | - | 0.71 | - | 0.87 | - | 1.12 | - | 1.51 | - | 1.94 | - | |
| N_{Rk} [kN] | 0.40 | 0.43 | - | 0.70 | - | 0.82 | - | 1.03 | - | 1.22 | - | 1.22 | - | |
| | 0.50 | 0.43 | - | 0.70 | - | 0.82 | - | 1.03 | - | 1.33 | - | 1.52 | - | |
| | 0.55 | 0.43 | - | 0.70 | - | 0.82 | - | 1.03 | - | 1.33 | - | 1.52 | - | |
| | 0.63 | 0.43 | - | 0.70 | - | 0.82 | - | 1.03 | - | 1.33 | - | 1.52 | - | |
| | t_i [mm] | 0.75 | 0.43 | - | 0.70 | - | 0.82 | - | 1.03 | - | 1.33 | - | 1.52 | - |
| | 0.88 | 0.43 | - | 0.70 | - | 0.82 | - | 1.03 | - | 1.33 | - | 1.52 | - | |
| | 1.00 | 0.43 | - | 0.70 | - | 0.82 | - | 1.03 | - | 1.33 | - | 1.52 | - | |
| | 1.25 | 0.43 | - | 0.70 | - | 0.82 | - | 1.03 | - | 1.33 | - | 1.52 | - | |
| $N_{R,II,k}$ [kN] | | 0.43 | | 0.70 | | 0.82 | | 1.03 | | 1.33 | | 1.52 | | |
| | | | | | | | | | | | | | | |
| | | | | | | | | | | | | | | |

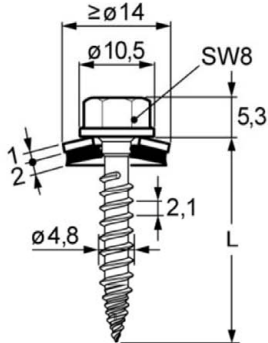
Additional definitions

For component I and component II made of S320GD to S450GD the resistance value may be increased by 8.3%.

Self-tapping screw with sealing washer $\geq \varnothing 14$ mm

CXLW-AV14-4,8xL

Annex 50



Materials:

Fastener: Stainless steel A2 or A4 - EN ISO 3506

Washer: Aluminum alloy – EN 573 or
Stainless steel A4 - EN ISO 3506
with EPDM-seal

Component I: Aluminum alloy - EN 573

Component II: Aluminum alloy - EN 573

Drilling-capacity: $\Sigma(t_i + t_{ii}) \leq 4.00$ mm

| Component I and II $R_m \geq 165$ N/mm ² | | t_{ii} [mm] | | | | | | | | |
|--|------|---------------|------|------|------|------|------|------|------|------|
| | | 0.50 | 0.60 | 0.70 | 0.80 | 0.90 | 1.00 | 1.20 | 1.50 | 2.00 |
| $V_{R,k}$ [kN] | 0.50 | 0.28 | 0.28 | 0.28 | 0.28 | 0.28 | 0.28 | 0.28 | 0.28 | 0.28 |
| | 0.60 | 0.28 | 0.41 | 0.41 | 0.41 | 0.41 | 0.41 | 0.41 | 0.41 | 0.41 |
| | 0.70 | 0.28 | 0.41 | 0.54 | 0.54 | 0.54 | 0.54 | 0.54 | 0.54 | 0.54 |
| | 0.80 | 0.28 | 0.41 | 0.54 | 0.67 | 0.67 | 0.67 | 0.67 | 0.67 | 0.67 |
| | 0.90 | 0.28 | 0.41 | 0.54 | 0.67 | 0.79 | 0.79 | 0.79 | 0.79 | 0.79 |
| | 1.00 | 0.28 | 0.41 | 0.54 | 0.67 | 0.79 | 0.92 | 0.92 | 0.92 | 0.92 |
| | 1.20 | 0.28 | 0.41 | 0.54 | 0.67 | 0.79 | 0.92 | 1.23 | 1.23 | 1.23 |
| | 1.50 | 0.28 | 0.41 | 0.54 | 0.67 | 0.79 | 0.92 | 1.23 | 1.68 | 1.68 |
| | 2.00 | 0.28 | 0.41 | 0.54 | 0.67 | 0.79 | 0.92 | 1.23 | 1.68 | 2.67 |
| $N_{R,II,k}$ [kN] | | 0.30 | 0.37 | 0.44 | 0.51 | 0.67 | 0.82 | 1.01 | 1.28 | 1.86 |

| Component I and II $R_m \geq 215$ N/mm ² | | t_{ii} [mm] | | | | | | | | |
|--|------|---------------|------|------|------|------|------|------|------|------|
| | | 0.50 | 0.60 | 0.70 | 0.80 | 0.90 | 1.00 | 1.20 | 1.50 | 2.00 |
| $V_{R,k}$ [kN] | 0.50 | 0.37 | 0.37 | 0.37 | 0.37 | 0.37 | 0.37 | 0.37 | 0.37 | 0.37 |
| | 0.60 | 0.37 | 0.51 | 0.51 | 0.51 | 0.51 | 0.51 | 0.51 | 0.51 | 0.51 |
| | 0.70 | 0.37 | 0.51 | 0.64 | 0.64 | 0.64 | 0.64 | 0.64 | 0.64 | 0.64 |
| | 0.80 | 0.37 | 0.51 | 0.64 | 0.78 | 0.78 | 0.78 | 0.78 | 0.78 | 0.78 |
| | 0.90 | 0.37 | 0.51 | 0.64 | 0.78 | 0.99 | 0.99 | 0.99 | 0.99 | 0.99 |
| | 1.00 | 0.37 | 0.51 | 0.64 | 0.78 | 0.99 | 1.20 | 1.20 | 1.20 | 1.20 |
| | 1.20 | 0.37 | 0.51 | 0.64 | 0.78 | 0.99 | 1.20 | 1.60 | 1.60 | 1.60 |
| | 1.50 | 0.37 | 0.51 | 0.64 | 0.78 | 0.99 | 1.20 | 1.60 | 2.19 | 2.19 |
| | 2.00 | 0.37 | 0.51 | 0.64 | 0.78 | 0.99 | 1.20 | 1.60 | 2.19 | 3.48 |
| $N_{R,II,k}$ [kN] | | 0.39 | 0.48 | 0.58 | 0.67 | 0.87 | 1.07 | 1.31 | 1.67 | 2.42 |

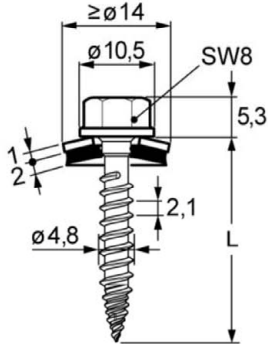
Additional definitions

The resistance value $N_{R,k}$ can be determined as follows: $N_{R,k} = \min \{ N_{R,I,k} \mid N_{R,II,k} \}$. $N_{R,I,k}$ has to be calculated according to EN 1999-1-4:2007, equation (8.13).

Self-tapping screw with sealing washer $\geq \varnothing 14$ mm

CXLW-AV14-4,8xL

Annex 51



Materials:

Fastener: Stainless steel A2 or A4 - EN ISO 3506

Washer: Aluminum alloy – EN 573 or
Stainless steel A4 - EN ISO 3506
with EPDM-seal

Component I: S280GD to S450GD - EN 10346

Component II: OSB3 ($\rho \geq 550 \text{ kg/m}^2$) – EN 300
Particle board ($\rho \geq 500 \text{ kg/m}^2$) - EN 312
Coniferous timber ($\geq \text{C24}$, $\rho \geq 350 \text{ kg/m}^2$) - EN 14081

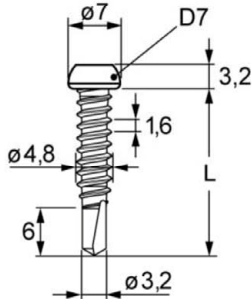
Drilling-capacity: $\Sigma(t_i + t_{ii}) \leq 1.50 \text{ mm}$

| | | Component II | | | Failure of component I | |
|--------------------------------|------|-----------------------------------|-----------------------------------|-----------------------------------|-------------------------------|------|
| | | OSB3 | Particle board | Timber $\geq \text{C24}$ | | |
| | | $l_{ef} [\text{mm}]$ ≥ 18 | $l_{ef} [\text{mm}]$ ≥ 18 | $l_{ef} [\text{mm}]$ ≥ 25 | | |
| V_{R,k} [kN] | 0.40 | 0.63 | 0.63 | 0.63 | V_{R,I,k} [kN] | 0.63 |
| | 0.50 | 0.63 | 0.63 | 0.63 | | 0.63 |
| | 0.55 | 0.70 | 0.70 | 0.70 | | 0.70 |
| | 0.63 | 0.81 | 0.81 | 0.81 | | 0.81 |
| | 0.75 | 0.97 | 0.90 | 0.97 | | 0.97 |
| | 0.88 | 1.02 | 0.90 | 1.02 | | 1.02 |
| | 1.00 | 1.05 | 0.90 | 1.05 | | 1.05 |
| | 1.25 | 1.30 | 0.90 | 1.05 | | 1.30 |
| N_{R,k} [kN] | 0.40 | 0.88 | 0.70 | 1.04 | N_{R,I,k} [kN] | 1.22 |
| | 0.50 | 0.88 | 0.70 | 1.35 | | 1.72 |
| | 0.55 | 0.88 | 0.70 | 1.37 | | 1.93 |
| | 0.63 | 0.88 | 0.70 | 1.37 | | 2.26 |
| | 0.75 | 0.88 | 0.70 | 1.37 | | 2.76 |
| | 0.88 | 0.88 | 0.70 | 1.37 | | 3.35 |
| | 1.00 | 0.88 | 0.70 | 1.37 | | 3.88 |
| | 1.25 | 0.88 | 0.70 | 1.37 | | 4.49 |
| N_{R,II,k} [kN] | 1.50 | 0.88 | 0.70 | 1.37 | 4.49 | |
| | | 0.88 | 0.70 | 1.37 | - | |

Self-tapping screw with sealing washer $\geq \text{Ø } 14 \text{ mm}$

CXLW-AV14-4,8xL

Annex 52



Materials:

Fastener: Stainless steel A2 or A4 - EN ISO 3506

Washer: -

Component I: S280GD to S450GD - EN 10346

Component II: S280GD to S450GD - EN 10346

Drilling-capacity: $\Sigma(t_i + t_{ii}) \leq 2.00$ mm

| | | t_{ii} [mm] | | | | | | | | | |
|-------------------|------|---------------|------|------|------|------|------|------|---|------|------|
| | | 0.40 | 0.50 | 0.55 | 0.63 | 0.75 | 0.88 | 1.00 | | | |
| $V_{R,k}$ [kN] | 0.40 | 0.62 | - | 0.62 | - | 0.62 | - | 0.62 | - | 0.62 | - |
| | 0.50 | 0.62 | - | 1.06 | - | 1.06 | - | 1.06 | - | 1.06 | - |
| | 0.55 | 0.62 | - | 1.06 | - | 1.14 | - | 1.14 | - | 1.14 | - |
| | 0.63 | 0.62 | - | 1.06 | - | 1.14 | - | 1.26 | - | 1.26 | - |
| | 0.75 | 0.62 | - | 1.06 | - | 1.14 | - | 1.26 | - | 1.45 | - |
| | 0.88 | 0.62 | - | 1.06 | - | 1.14 | - | 1.26 | - | 1.45 | - |
| | 1.00 | 0.62 | - | 1.06 | - | 1.14 | - | 1.26 | - | 1.45 | - |
| $N_{R,k}$ [kN] | 0.40 | 0.28 | - | 0.50 | - | 0.53 | - | 0.53 | - | 0.53 | - |
| | 0.50 | 0.28 | - | 0.50 | - | 0.58 | - | 0.69 | - | 0.87 | - |
| | 0.55 | 0.28 | - | 0.50 | - | 0.58 | - | 0.69 | - | 0.87 | - |
| | 0.63 | 0.28 | - | 0.50 | - | 0.58 | - | 0.69 | - | 0.87 | - |
| | 0.75 | 0.28 | - | 0.50 | - | 0.58 | - | 0.69 | - | 0.87 | - |
| | 0.88 | 0.28 | - | 0.50 | - | 0.58 | - | 0.69 | - | 0.87 | - |
| | 1.00 | 0.28 | - | 0.50 | - | 0.58 | - | 0.69 | - | 0.87 | - |
| $N_{R,II,k}$ [kN] | | 0.28 | | 0.50 | | 0.58 | | 0.69 | | 0.87 | |
| | | | | | | | | | | 1.11 | |
| | | | | | | | | | | | 1.34 |

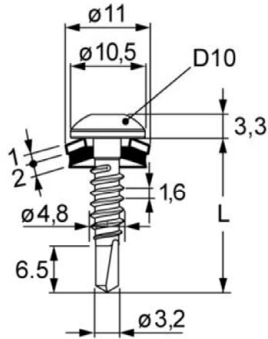
Additional definitions

For component I and component II made of S320GD to S450GD the resistance values may be increased by 8.3%.

Self-drilling screw

SD1-D7-4,8xL
SX2-D7-4,8xL

Annex 53



Materials:

Fastener: Stainless steel A2 or A4 - EN ISO 3506

Washer: Aluminum alloy – EN 573
with EPDM-seal

Component I: S280GD to S450GD - EN 10346

Component II: S280GD to S450GD - EN 10346

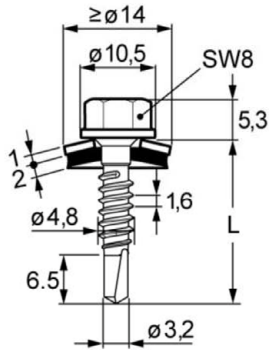
Drilling-capacity: $\Sigma(t_i + t_{ii}) \leq 2.50$ mm

| | | t_{ii} [mm] | | | | | | | | |
|-------------------|------|---------------|------|------|------|------|------|------|------|------|
| | | 0.40 | 0.50 | 0.55 | 0.63 | 0.75 | 0.88 | 1.00 | 1.25 | 1.50 |
| $V_{R,k}$ [kN] | 0.40 | 0.34 | 0.34 | 0.34 | 0.34 | 0.34 | 0.34 | 0.34 | 0.34 | 0.34 |
| | 0.50 | 0.34 | 0.66 | 0.66 | 0.66 | 0.66 | 0.66 | 0.66 | 0.66 | 0.66 |
| | 0.55 | 0.34 | 0.66 | 0.77 | 0.77 | 0.77 | 0.77 | 0.77 | 0.77 | 0.77 |
| | 0.63 | 0.34 | 0.66 | 0.77 | 0.96 | 0.96 | 0.96 | 0.96 | 0.96 | 0.96 |
| | 0.75 | 0.34 | 0.66 | 0.77 | 0.96 | 1.25 | 1.25 | 1.25 | 1.25 | 1.25 |
| | 0.88 | 0.34 | 0.66 | 0.77 | 0.96 | 1.25 | 1.66 | 1.66 | 1.66 | 1.66 |
| | 1.00 | 0.34 | 0.66 | 0.77 | 0.96 | 1.25 | 1.66 | 2.04 | 2.04 | 2.04 |
| | 1.25 | 0.34 | 0.66 | 0.77 | 0.96 | 1.25 | 1.66 | 2.04 | 2.35 | - |
| | 1.50 | 0.34 | 0.66 | 0.77 | 0.96 | 1.25 | 1.66 | 2.04 | - | - |
| $N_{R,k}$ [kN] | 0.40 | 0.30 | 0.42 | 0.49 | 0.59 | 0.76 | 0.96 | 1.04 | 1.04 | 1.04 |
| | 0.50 | 0.30 | 0.42 | 0.49 | 0.59 | 0.76 | 0.96 | 1.16 | 1.16 | 1.16 |
| | 0.55 | 0.30 | 0.42 | 0.49 | 0.59 | 0.76 | 0.96 | 1.16 | 1.16 | 1.16 |
| | 0.63 | 0.30 | 0.42 | 0.49 | 0.59 | 0.76 | 0.96 | 1.16 | 1.16 | 1.16 |
| | 0.75 | 0.30 | 0.42 | 0.49 | 0.59 | 0.76 | 0.96 | 1.16 | 1.16 | 1.16 |
| | 0.88 | 0.30 | 0.42 | 0.49 | 0.59 | 0.76 | 0.96 | 1.16 | 1.16 | 1.16 |
| | 1.00 | 0.30 | 0.42 | 0.49 | 0.59 | 0.76 | 0.96 | 1.16 | 1.16 | 1.16 |
| | 1.25 | 0.30 | 0.42 | 0.49 | 0.59 | 0.76 | 0.96 | 1.16 | 1.16 | - |
| | 1.50 | 0.30 | 0.42 | 0.49 | 0.59 | 0.76 | 0.96 | 1.16 | - | - |
| $N_{R,II,k}$ [kN] | | 0.30 | 0.42 | 0.49 | 0.59 | 0.76 | 0.96 | 1.16 | 1.16 | 1.16 |

Self-drilling screw with sealing washer $\geq \text{Ø } 11$ mm

SDL1-D10-A11-4,8xL

Annex 54



Materials:

Fastener: Stainless steel A2 or A4 - EN ISO 3506

Washer: Aluminum alloy – EN 573 or
Stainless steel A4 - EN ISO 3506
with EPDM-seal

Component I: S280GD to S450GD - EN 10346

Component II: S280GD to S450GD - EN 10346

Drilling-capacity: $\Sigma(t_i + t_{ii}) \leq 2.50$ mm

| | | t_{ii} [mm] | | | | | | | | |
|-------------------|------|---------------|------|------|------|------|------|------|------|------|
| | | 0.40 | 0.50 | 0.55 | 0.63 | 0.75 | 0.88 | 1.00 | 1.25 | 1.50 |
| $V_{R,k}$ [kN] | 0.40 | 0.52 | 0.52 | 0.52 | 0.52 | 0.52 | 0.52 | 0.52 | 0.52 | 0.52 |
| | 0.50 | 0.52 | 0.71 | 0.71 | 0.71 | 0.71 | 0.71 | 0.71 | 0.71 | 0.71 |
| | 0.55 | 0.52 | 0.71 | 0.84 | 0.84 | 0.84 | 0.84 | 0.84 | 0.84 | 0.84 |
| | 0.63 | 0.52 | 0.71 | 0.84 | 1.05 | 1.05 | 1.05 | 1.05 | 1.05 | 1.05 |
| | 0.75 | 0.52 | 0.71 | 0.84 | 1.05 | 1.36 | 1.36 | 1.36 | 1.36 | 1.36 |
| | 0.88 | 0.52 | 0.71 | 0.84 | 1.05 | 1.36 | 1.77 | 1.77 | 1.77 | 1.77 |
| | 1.00 | 0.52 | 0.71 | 0.84 | 1.05 | 1.36 | 1.77 | 2.15 | 2.15 | 2.15 |
| | 1.25 | 0.52 | 0.71 | 0.84 | 1.05 | 1.36 | 1.77 | 2.15 | 3.16 | - |
| | 1.50 | 0.52 | 0.71 | 0.84 | 1.05 | 1.36 | 1.77 | 2.15 | - | - |
| $N_{R,k}$ [kN] | 0.40 | 0.30 | 0.42 | 0.49 | 0.59 | 0.76 | 0.96 | 1.07 | 1.07 | 1.07 |
| | 0.50 | 0.30 | 0.42 | 0.49 | 0.59 | 0.76 | 0.96 | 1.16 | 1.16 | 1.16 |
| | 0.55 | 0.30 | 0.42 | 0.49 | 0.59 | 0.76 | 0.96 | 1.16 | 1.16 | 1.16 |
| | 0.63 | 0.30 | 0.42 | 0.49 | 0.59 | 0.76 | 0.96 | 1.16 | 1.16 | 1.16 |
| | 0.75 | 0.30 | 0.42 | 0.49 | 0.59 | 0.76 | 0.96 | 1.16 | 1.16 | 1.16 |
| | 0.88 | 0.30 | 0.42 | 0.49 | 0.59 | 0.76 | 0.96 | 1.16 | 1.16 | 1.16 |
| | 1.00 | 0.30 | 0.42 | 0.49 | 0.59 | 0.76 | 0.96 | 1.16 | 1.16 | 1.16 |
| | 1.25 | 0.30 | 0.42 | 0.49 | 0.59 | 0.76 | 0.96 | 1.16 | 1.16 | - |
| | 1.50 | 0.30 | 0.42 | 0.49 | 0.59 | 0.76 | 0.96 | 1.16 | - | - |
| $N_{R,II,k}$ [kN] | | 0.30 | 0.42 | 0.49 | 0.59 | 0.76 | 0.96 | 1.16 | 1.16 | 1.16 |

Self-drilling screw with sealing washer $\geq \text{Ø } 14$ mm

SDL1-AV14-4,8xL

Annex 55

| | |
|--|---|
| | <p>Materials:</p> <p>Fastener: Stainless steel A2 or A4 - EN ISO 3506</p> <p>Washer: Aluminum alloy – EN 573 or Stainless steel A4 - EN ISO 3506 with EPDM-seal</p> <p>Component I: S280GD to S450GD - EN 10346</p> <p>Component II: S280GD to S450GD - EN 10346</p> |
| | <p>Drilling-capacity: $\Sigma(t_i + t_{ii}) \leq 2.50$ mm</p> |

| | | t_{ii} [mm] | | | | | | | | |
|-------------------|------|---------------|------|------|------|------|------|------|------|------|
| | | 0.40 | 0.50 | 0.55 | 0.63 | 0.75 | 0.88 | 1.00 | 1.25 | 1.50 |
| $V_{R,k}$ [kN] | 0.40 | 0.57 | 0.57 | 0.57 | 0.57 | 0.57 | 0.57 | 0.57 | 0.57 | 0.57 |
| | 0.50 | 0.57 | 0.69 | 0.69 | 0.69 | 0.69 | 0.69 | 0.69 | 0.69 | 0.69 |
| | 0.55 | 0.57 | 0.69 | 0.81 | 0.81 | 0.81 | 0.81 | 0.81 | 0.81 | 0.81 |
| | 0.63 | 0.57 | 0.69 | 0.81 | 0.99 | 0.99 | 0.99 | 0.99 | 0.99 | 0.99 |
| | 0.75 | 0.57 | 0.69 | 0.81 | 0.99 | 1.27 | 1.27 | 1.27 | 1.27 | 1.27 |
| | 0.88 | 0.57 | 0.69 | 0.81 | 0.99 | 1.27 | 1.69 | 1.69 | 1.69 | 1.69 |
| | 1.00 | 0.57 | 0.69 | 0.81 | 0.99 | 1.27 | 1.69 | 2.07 | 2.07 | 2.07 |
| | 1.25 | 0.57 | 0.69 | 0.81 | 0.99 | 1.27 | 1.69 | 2.07 | 3.21 | - |
| | 1.50 | 0.57 | 0.69 | 0.81 | 0.99 | 1.27 | 1.69 | 2.07 | - | - |
| $N_{R,k}$ [kN] | 0.40 | 0.57 | 0.74 | 0.84 | 0.99 | 1.22 | 1.22 | 1.22 | 1.22 | 1.22 |
| | 0.50 | 0.57 | 0.74 | 0.84 | 0.99 | 1.23 | 1.36 | 1.36 | 1.36 | 1.36 |
| | 0.55 | 0.57 | 0.74 | 0.84 | 0.99 | 1.23 | 1.50 | 1.50 | 1.50 | 1.50 |
| | 0.63 | 0.57 | 0.74 | 0.84 | 0.99 | 1.23 | 1.61 | 1.73 | 1.73 | 1.73 |
| | 0.75 | 0.57 | 0.74 | 0.84 | 0.99 | 1.23 | 1.61 | 1.98 | 1.98 | 1.98 |
| | 0.88 | 0.57 | 0.74 | 0.84 | 0.99 | 1.23 | 1.61 | 1.98 | 1.98 | 1.98 |
| | 1.00 | 0.57 | 0.74 | 0.84 | 0.99 | 1.23 | 1.61 | 1.98 | 1.98 | 1.98 |
| | 1.25 | 0.57 | 0.74 | 0.84 | 0.99 | 1.23 | 1.61 | 1.98 | 1.98 | - |
| | 1.50 | 0.57 | 0.74 | 0.84 | 0.99 | 1.23 | 1.61 | 1.98 | - | - |
| $N_{R,II,k}$ [kN] | | 0.57 | 0.74 | 0.84 | 0.99 | 1.23 | 1.61 | 1.98 | 1.98 | 1.98 |

| | |
|--|-----------------|
| Self-drilling screw with sealing washer $\geq \varnothing$ 14 mm | Annex 56 |
| SXL2-AV14-6,3xL, SXL2-L12-AV14-6,3xL | |

| | |
|--|---|
| | <p>Materials:</p> <p>Fastener: Stainless steel A2 or A4 - EN ISO 3506</p> <p>Washer: Aluminum alloy – EN 573 or Stainless steel A4 - EN ISO 3506 with EPDM-seal</p> <p>Component I: Aluminum alloy - EN 573</p> <p>Component II: Aluminum alloy - EN 573</p> |
| | <p>Drilling-capacity: $\Sigma(t_i + t_{ii}) \leq 2.50$ mm</p> |

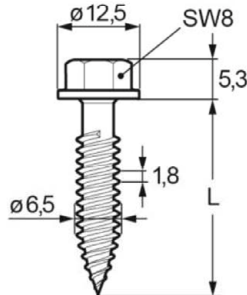
| Component I and II $R_m \geq 165$ N/mm ² | t_{ii} [mm] | | | | | | | | |
|--|---------------|------|------|------|------|------|------|------|------|
| | 0.50 | 0.60 | 0.70 | 0.80 | 0.90 | 1.00 | 1.20 | 1.50 | |
| $V_{R,k}$ [kN] | 0.25 | 0.25 | 0.25 | 0.25 | 0.25 | 0.25 | 0.25 | 0.25 | 0.25 |
| t_i [mm] | 0.25 | 0.42 | 0.42 | 0.42 | 0.42 | 0.42 | 0.42 | 0.42 | 0.42 |
| | 0.25 | 0.42 | 0.59 | 0.59 | 0.59 | 0.59 | 0.59 | 0.59 | 0.59 |
| | 0.25 | 0.42 | 0.59 | 0.76 | 0.76 | 0.76 | 0.76 | 0.76 | 0.76 |
| | 0.25 | 0.42 | 0.59 | 0.76 | 0.85 | 0.85 | 0.85 | 0.85 | 0.85 |
| | 0.25 | 0.42 | 0.59 | 0.76 | 0.85 | 0.94 | 0.94 | 0.94 | 0.94 |
| | 0.25 | 0.42 | 0.59 | 0.76 | 0.85 | 0.94 | 1.28 | - | - |
| | 0.25 | 0.42 | 0.59 | 0.76 | 0.85 | 0.94 | - | - | - |
| $N_{R,II,k}$ [kN] | 0.35 | 0.44 | 0.54 | 0.63 | 0.75 | 0.87 | 0.87 | 0.87 | 0.87 |

| Component I and II $R_m \geq 215$ N/mm ² | t_{ii} [mm] | | | | | | | | |
|--|---------------|------|------|------|------|------|------|------|------|
| | 0.50 | 0.60 | 0.70 | 0.80 | 0.90 | 1.00 | 1.20 | 1.50 | |
| $V_{R,k}$ [kN] | 0.32 | 0.32 | 0.32 | 0.32 | 0.32 | 0.32 | 0.32 | 0.32 | 0.32 |
| t_i [mm] | 0.32 | 0.51 | 0.51 | 0.51 | 0.51 | 0.51 | 0.51 | 0.51 | 0.51 |
| | 0.32 | 0.51 | 0.70 | 0.70 | 0.70 | 0.70 | 0.70 | 0.70 | 0.70 |
| | 0.32 | 0.51 | 0.70 | 0.88 | 0.88 | 0.88 | 0.88 | 0.88 | 0.88 |
| | 0.32 | 0.51 | 0.70 | 0.88 | 1.06 | 1.06 | 1.06 | 1.06 | 1.06 |
| | 0.32 | 0.51 | 0.70 | 0.88 | 1.06 | 1.23 | 1.23 | 1.23 | 1.23 |
| | 0.32 | 0.51 | 0.70 | 0.88 | 1.06 | 1.23 | 1.66 | 1.66 | 1.66 |
| | 0.32 | 0.51 | 0.70 | 0.88 | 1.06 | 1.23 | 1.66 | 2.31 | 2.31 |
| $N_{R,II,k}$ [kN] | 0.46 | 0.58 | 0.70 | 0.82 | 0.98 | 1.14 | 1.14 | 1.14 | 1.14 |

Additional definitions

The resistance value $N_{R,k}$ can be determined as follows: $N_{R,k} = \min \{ N_{R,I,k} \mid N_{R,II,k} \}$. $N_{R,I,k}$ has to be calculated according to EN 1999-1-4:2007, equation (8.13).

| | |
|--|-----------------|
| Self-drilling screw with sealing washer $\geq \varnothing 14$ mm | Annex 57 |
| SXL2-AV14-6,3xL, SXL2-L12-AV14-6,3xL | |



Materials:

Fastener: Stainless steel A2 or A4 - EN ISO 3506

Washer: -

Component I: S235 to S355 - EN 10025
S280GD to S450GD - EN 10346

Component II: S280GD to S450GD - EN 10346

Drilling-capacity: $\Sigma(t_{ii}) \leq 1.25$ mm

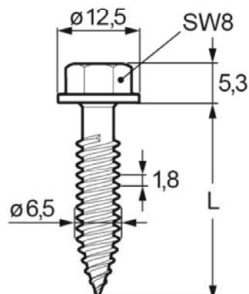
| | $d_{pd,i}$ [mm] | t_{ii} [mm] | | | | | | | | | | |
|-------------------|-----------------|----------------------------|------|------|------|------|------|------|------|------|------|---|
| | | 0.63 | | 0.75 | | 0.88 | | 1.00 | | 1.25 | | |
| | | $\text{Ø } 6.50 - 7.20$ mm | | | | | | | | | | |
| $V_{R,k}$ [kN] | t_i [mm] | 1.00 | 0.91 | - | 0.91 | - | 0.91 | - | 0.91 | - | 0.91 | - |
| | | 1.25 | 0.91 | - | 0.91 | - | 0.91 | - | 0.91 | - | 0.91 | - |
| | | 1.50 | 1.10 | - | 1.37 | - | 1.66 | - | 1.73 | - | 1.81 | - |
| | | 2.00 | 1.49 | - | 2.29 | - | 3.16 | - | 3.38 | - | 3.62 | - |
| | | 2.50 | 1.49 | - | 2.29 | - | 3.16 | - | 3.38 | - | 3.62 | - |
| | | 3.00 | 1.49 | - | 2.29 | - | 3.16 | - | 3.38 | - | 3.62 | - |
| | | 3.50 | 1.49 | - | 2.29 | - | 3.16 | - | 3.38 | - | 3.62 | - |
| | | 4.00 | 1.49 | - | 2.29 | - | 3.16 | - | 3.38 | - | - | - |
| $N_{R,k}$ [kN] | t_i [mm] | 1.00 | 1.07 | - | 1.48 | - | 1.93 | - | 2.19 | - | 2.47 | - |
| | | 1.25 | 1.07 | - | 1.48 | - | 1.93 | - | 2.19 | - | 2.47 | - |
| | | 1.50 | 1.07 | - | 1.48 | - | 1.93 | - | 2.19 | - | 2.47 | - |
| | | 2.00 | 1.07 | - | 1.48 | - | 1.93 | - | 2.19 | - | 2.47 | - |
| | | 2.50 | 1.07 | - | 1.48 | - | 1.93 | - | 2.19 | - | 2.47 | - |
| | | 3.00 | 1.07 | - | 1.48 | - | 1.93 | - | 2.19 | - | 2.47 | - |
| | | 3.50 | 1.07 | - | 1.48 | - | 1.93 | - | 2.19 | - | 2.47 | - |
| | | 4.00 | 1.07 | - | 1.48 | - | 1.93 | - | 2.19 | - | - | - |
| $N_{R,II,k}$ [kN] | | 1.07 | | 1.48 | | 1.93 | | 2.19 | | 2.47 | | |

Additional definitions

Self-drilling screw

SLG-S-6,5xL

Annex 58



Materials:

Fastener: Stainless steel A2 or A4 - EN ISO 3506

Washer: -

Component I: Aluminum alloy - EN 573

Component II: S280GD to S450GD - EN 10346

Drilling-capacity: $\Sigma(t_{ii}) \leq 1.25$ mm

| Component I $R_m \geq 165$ N/mm ² | t_{ii} [mm] | | | | | | | | | |
|---|------------------|--------------------|--------------------|--------------------|--------------------|--------------------|--------------------|--------------------|--------------------|---|
| | 0.63 | 0.75 | 0.88 | 1.00 | 1.25 | | | | | |
| $d_{pd,i}$ [mm] | Ø 6.50 - 7.20 mm | | | | | | | | | |
| $V_{R,k}$ [kN] | 1.00 | 0.74 | - | 0.74 ¹⁾ | - | 0.74 ¹⁾ | - | 0.74 ¹⁾ | - | |
| | 1.50 | 0.74 ¹⁾ | - | 0.96 ¹⁾ | - | 0.96 ¹⁾ | - | 0.96 ¹⁾ | - | |
| | 2.00 | 0.74 ¹⁾ | - | 0.96 ¹⁾ | - | 1.48 ¹⁾ | - | 1.96 ¹⁾ | - | |
| | 2.50 | 0.74 ¹⁾ | - | 0.96 ¹⁾ | - | 1.48 ¹⁾ | - | 1.96 ¹⁾ | - | |
| | t_i [mm] | 3.00 | 0.74 ¹⁾ | - | 0.96 ¹⁾ | - | 1.48 ¹⁾ | - | 1.96 ¹⁾ | - |
| | | 3.50 | 0.74 ¹⁾ | - | 0.96 ¹⁾ | - | 1.48 ¹⁾ | - | 1.96 ¹⁾ | - |
| $N_{R,k}$ [kN] | 4.00 | 0.74 ¹⁾ | - | 0.96 ¹⁾ | - | 1.48 ¹⁾ | - | 1.96 ¹⁾ | - | |
| | 1.00 | 1.07 | - | 1.48 | - | 1.79 | - | 1.79 | - | |
| | 1.50 | 1.07 | - | 1.48 | - | 1.93 | - | 2.19 | - | |
| | 2.00 | 1.07 | - | 1.48 | - | 1.93 | - | 2.19 | - | |
| | t_i [mm] | 2.50 | 1.07 | - | 1.48 | - | 1.93 | - | 2.19 | - |
| | | 3.00 | 1.07 | - | 1.48 | - | 1.93 | - | 2.19 | - |
| 3.50 | 1.07 | - | 1.48 | - | 1.93 | - | 2.19 | - | | |
| 4.00 | 1.07 | - | 1.48 | - | 1.93 | - | 2.19 | - | | |
| $N_{R,II,k}$ [kN] | 1.07 | 1.48 | 1.93 | 2.19 | 2.47 | | | | | |

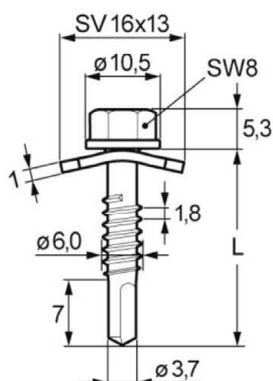
Additional definitions

Index¹⁾: For component I made of aluminium alloy with $R_m \geq 215$ N/mm² the resistance value may be increased by 30.3%.

Self-drilling screw

SLG-S-6,5xL

Annex 59



Materials:

Fastener: Stainless steel A2 or A4 - EN ISO 3506

Washer: Stainless steel A2 or A4 - EN ISO 3506

Component I: S280GD to S450GD - EN 10346

Component II: S280GD to S450GD - EN 10346

Drilling-capacity: $\Sigma(t_i + t_{ii}) \leq 3.00 \text{ mm}$

| | | $t_{ii} \text{ [mm]}$ | | | | | | | |
|---------------------------|------|-----------------------|--------------------|------|------|------|------|------|------|
| | | 0.40 | 0.50 | 0.63 | 0.75 | 0.88 | 1.00 | 1.25 | 1.50 |
| $V_{R,k} \text{ [kN]}$ | 1.00 | - | - | - | - | 1.88 | 1.88 | 2.01 | 2.01 |
| | 1.25 | - | - | 1.03 | 1.46 | 1.88 | 2.22 | 2.97 | 2.97 |
| | 1.50 | 0.44 ¹⁾ | 0.82 ¹⁾ | 1.03 | 1.46 | 1.88 | 2.22 | 2.97 | 2.97 |
| $t_i \text{ [mm]}$ | 1.75 | 0.44 ¹⁾ | 0.82 ¹⁾ | 1.03 | 1.46 | 1.88 | 2.22 | 2.97 | - |
| | 2.00 | 0.44 ¹⁾ | 0.82 ¹⁾ | 1.03 | 1.46 | 1.88 | 2.22 | - | - |
| $N_{R,k} \text{ [kN]}$ | 1.00 | - | - | - | - | 1.49 | 1.82 | 2.51 | 3.21 |
| | 1.25 | - | - | 0.82 | 1.15 | 1.49 | 1.82 | 2.51 | 3.21 |
| | 1.50 | 0.34 ¹⁾ | 0.51 ¹⁾ | 0.82 | 1.15 | 1.49 | 1.82 | 2.51 | 3.21 |
| $t_i \text{ [mm]}$ | 1.75 | 0.34 ¹⁾ | 0.51 ¹⁾ | 0.82 | 1.15 | 1.49 | 1.82 | 2.51 | - |
| | 2.00 | 0.34 ¹⁾ | 0.51 ¹⁾ | 0.82 | 1.15 | 1.49 | 1.82 | - | - |
| $N_{R,II,k} \text{ [kN]}$ | | 0.34 ¹⁾ | 0.51 ¹⁾ | 0.82 | 1.15 | 1.49 | 1.82 | 2.51 | 3.21 |

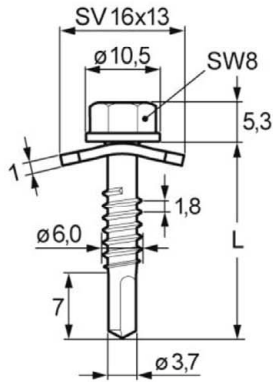
Additional definitions

Index ¹⁾: For component I made of S320GD to S450GD the resistance value may be increased by 8.3%.

Self-drilling screw with SV-washer 13x16 mm

SL3/2-5-S-SV16-6,0xL, SXL3-SV16-6,0xL

Annex 60



Materials:

Fastener: Stainless steel A2 or A4 - EN ISO 3506

Washer: Stainless steel A2 or A4 - EN ISO 3506

Component I: S280GD to S450GD - EN 10346

Component II: S280GD to S450GD - EN 10346

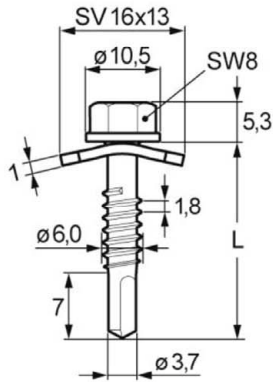
Drilling-capacity: $\Sigma(t_i + t_{ii}) \leq 3.00 \text{ mm}$

| | | t_{ii} [mm] | | | |
|-------------------------------------|------|---------------|----------|----------|----------|
| | | 2 x 0.75 | 2 x 0.88 | 2 x 1.00 | 2 x 1.25 |
| $V_{R,k}$ [kN] | 1.00 | 2.10 | 2.23 | 2.35 | 3.23 |
| | 1.25 | 2.60 | 2.92 | 3.24 | 4.01 |
| | 1.50 | 3.09 | 3.61 | 4.12 | 4.12 |
| t_i [mm] | 1.75 | 3.09 | 3.61 | 4.12 | - |
| | 2.00 | 3.09 | 3.61 | 4.12 | - |
| | 1.00 | 2.43 | 2.94 | 3.45 | 3.69 |
| $N_{R,k}$ [kN] | 1.25 | 2.43 | 2.94 | 3.45 | 4.38 |
| | 1.50 | 2.43 | 2.94 | 3.45 | 4.38 |
| | 1.75 | 2.43 | 2.94 | 3.45 | - |
| t_i [mm] | 2.00 | 2.43 | 2.94 | 3.45 | - |
| $N_{R,ii,k}$ [kN] | | 2.43 | 2.94 | 3.45 | 4.38 |

Self-drilling screw with SV-washer 13x16 mm

SL3/2-5-S-SV16-6,0xL, SXL3-SV16-6,0xL

Annex 61



Materials:

Fastener: Stainless steel A2 or A4 - EN ISO 3506

Washer: Stainless steel A2 or A4 - EN ISO 3506

Component I: Aluminum alloy - EN 573

Component II: S280GD to S450GD - EN 10346

Drilling-capacity: $\Sigma(t_i + t_{ii}) \leq 4.00$ mm

| Component I $R_m \geq 165$ N/mm ² | t_{ii} [mm] | | | | | | | |
|---|--------------------|--------------------|------|------|------|------|------|------|
| | 0.40 | 0.50 | 0.63 | 0.75 | 0.88 | 1.00 | 1.25 | 1.50 |
| $V_{R,k}$ [kN] | 1.50 | 0.62 | 0.85 | 1.20 | 1.40 | 1.57 | 1.74 | 1.77 |
| t_i [mm] | 2.00 | 0.62 | 0.85 | 1.20 | 1.83 | 2.04 | 2.25 | 2.88 |
| | 2.50 | 0.62 | 0.85 | 1.20 | 1.83 | 2.43 | 2.43 | 2.57 |
| | 3.00 | 0.62 | 0.85 | 1.20 | 2.01 | 2.81 | 2.81 | - |
| $N_{R,II,k}$ [kN] | 0.34 ¹⁾ | 0.51 ¹⁾ | 0.82 | 1.15 | 1.49 | 1.82 | 2.51 | 3.21 |

| Component I $R_m \geq 215$ N/mm ² | t_{ii} [mm] | | | | | | | |
|---|--------------------|--------------------|------|------|------|------|------|------|
| | 0.40 | 0.50 | 0.63 | 0.75 | 0.88 | 1.00 | 1.25 | 1.50 |
| $V_{R,k}$ [kN] | 1.50 | 0.62 | 0.85 | 1.20 | 1.60 | 1.93 | 2.26 | 2.30 |
| t_i [mm] | 2.00 | 0.62 | 0.85 | 1.20 | 1.83 | 2.35 | 2.87 | 3.75 |
| | 2.50 | 0.62 | 0.85 | 1.20 | 1.83 | 2.58 | 2.87 | 3.31 |
| | 3.00 | 0.62 | 0.85 | 1.20 | 2.01 | 2.81 | 2.87 | - |
| $N_{R,II,k}$ [kN] | 0.34 ¹⁾ | 0.51 ¹⁾ | 0.82 | 1.15 | 1.49 | 1.82 | 2.51 | 3.21 |

Additional definitions

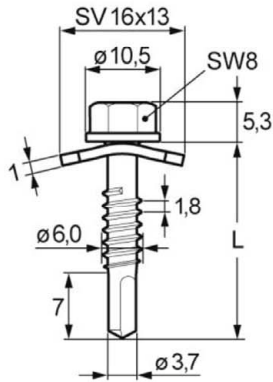
Index ¹⁾: For component I made of S320GD to S450GD the resistance value may be increased by 8.3%.

The resistance value $N_{R,k}$ can be determined as follows: $N_{R,k} = \min \{ N_{R,I,k} | N_{R,II,k} \}$. $N_{R,I,k}$ has to be calculated according to EN 1999-1-4:2007, equation (8.13).

Self-drilling screw with SV-washer 13x16 mm

SL3/2-5-S-SV16-6,0xL, SXL3-SV16-6,0xL

Annex 62



Materials:

Fastener: Stainless steel A2 or A4 - EN ISO 3506

Washer: Stainless steel A2 or A4 - EN ISO 3506

Component I: Aluminum alloy - EN 573

Component II: S280GD to S450GD - EN 10346

Drilling-capacity: $\Sigma(t_i + t_{ii}) \leq 4.00$ mm

| Component I $R_m \geq 165$ N/mm ² | t_{ii} [mm] | | | |
|---|---------------|----------|----------|----------|
| | 2 x 0.75 | 2 x 0.88 | 2 x 1.00 | 2 x 1.25 |
| $V_{R,k}$ [kN] | 1.50 | 1.57 | 1.74 | 1.77 |
| | 2.00 | 2.04 | 2.25 | - |
| t_i [mm] | 2.50 | - | - | - |
| | 3.00 | - | - | - |
| $N_{R,II,k}$ [kN] | 2.43 | 2.94 | 3.45 | 4.38 |

| Component I $R_m \geq 215$ N/mm ² | t_{ii} [mm] | | | |
|---|---------------|----------|----------|----------|
| | 2 x 0.75 | 2 x 0.88 | 2 x 1.00 | 2 x 1.25 |
| $V_{R,k}$ [kN] | 1.50 | 1.93 | 2.26 | 2.30 |
| | 2.00 | 2.35 | 2.87 | - |
| t_i [mm] | 2.50 | - | - | - |
| | 3.00 | - | - | - |
| $N_{R,II,k}$ [kN] | 2.43 | 2.94 | 3.45 | 4.38 |

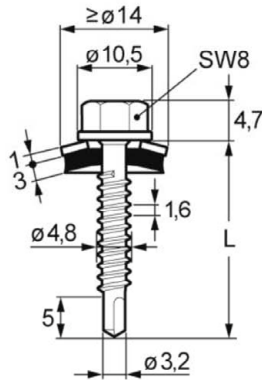
Additional definitions

The resistance value $N_{R,k}$ can be determined as follows: $N_{R,k} = \min \{ N_{R,I,k} \mid N_{R,II,k} \}$. $N_{R,I,k}$ has to be calculated according to EN 1999-1-4:2007, equation (8.13).

Self-drilling screw with SV-washer 13x16 mm

SL3/2-5-S-SV16-6,0xL, SXL3-SV16-6,0xL

Annex 63



Materials:

Fastener: Stainless steel A2 or A4 - EN ISO 3506

Washer: Aluminum alloy – EN 573
with EPDM-seal

Component I: S280GD to S450GD - EN 10346

Component II: S280GD to S450GD - EN 10346

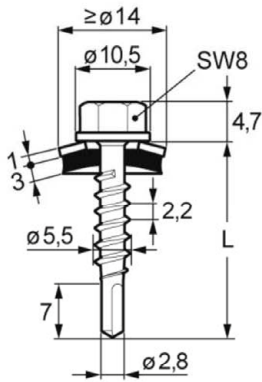
Drilling-capacity: $\Sigma(t_i + t_{ii}) \leq 2.50$ mm

| | | t_{ii} [mm] | | | | | | | | |
|-------------------|------|---------------|------|------|------|------|------|------|------|------|
| | | 0.40 | 0.50 | 0.55 | 0.63 | 0.75 | 0.88 | 1.00 | 1.25 | 1.50 |
| $V_{R,k}$ [kN] | 0.40 | 0.58 | 0.58 | 0.58 | 0.58 | 0.58 | 0.58 | 0.58 | 0.58 | 0.58 |
| | 0.50 | 0.58 | 0.69 | 0.69 | 0.69 | 0.69 | 0.69 | 0.69 | 0.69 | 0.69 |
| | 0.55 | 0.58 | 0.69 | 0.80 | 0.80 | 0.80 | 0.80 | 0.80 | 0.80 | 0.80 |
| | 0.63 | 0.58 | 0.69 | 0.80 | 0.98 | 0.98 | 0.98 | 0.98 | 0.98 | 0.98 |
| | 0.75 | 0.58 | 0.69 | 0.80 | 0.98 | 1.26 | 1.26 | 1.26 | 1.26 | 1.26 |
| | 0.88 | 0.58 | 0.69 | 0.80 | 0.98 | 1.26 | 1.82 | 1.82 | 1.82 | 1.82 |
| | 1.00 | 0.58 | 0.69 | 0.80 | 0.98 | 1.26 | 1.82 | 2.35 | 2.35 | 2.35 |
| | 1.25 | 0.58 | 0.69 | 0.80 | 0.98 | 1.26 | 1.82 | 2.35 | 2.35 | - |
| | 1.50 | 0.58 | 0.69 | 0.80 | 0.98 | 1.26 | 1.82 | 2.35 | - | - |
| $N_{R,k}$ [kN] | 0.40 | 0.30 | 0.42 | 0.49 | 0.59 | 0.76 | 0.96 | 1.07 | 1.07 | 1.07 |
| | 0.50 | 0.30 | 0.42 | 0.49 | 0.59 | 0.76 | 0.96 | 1.16 | 1.16 | 1.16 |
| | 0.55 | 0.30 | 0.42 | 0.49 | 0.59 | 0.76 | 0.96 | 1.16 | 1.16 | 1.16 |
| | 0.63 | 0.30 | 0.42 | 0.49 | 0.59 | 0.76 | 0.96 | 1.16 | 1.16 | 1.16 |
| | 0.75 | 0.30 | 0.42 | 0.49 | 0.59 | 0.76 | 0.96 | 1.16 | 1.16 | 1.16 |
| | 0.88 | 0.30 | 0.42 | 0.49 | 0.59 | 0.76 | 0.96 | 1.16 | 1.16 | 1.16 |
| | 1.00 | 0.30 | 0.42 | 0.49 | 0.59 | 0.76 | 0.96 | 1.16 | 1.16 | 1.16 |
| | 1.25 | 0.30 | 0.42 | 0.49 | 0.59 | 0.76 | 0.96 | 1.16 | 1.16 | - |
| | 1.50 | 0.30 | 0.42 | 0.49 | 0.59 | 0.76 | 0.96 | 1.16 | - | - |
| $N_{R,II,k}$ [kN] | | 0.30 | 0.42 | 0.49 | 0.59 | 0.76 | 0.96 | 1.16 | 1.16 | 1.16 |

Self-drilling screw with sealing washer $\geq \varnothing 14$ mm

SL2-S-S14-4,8xL

Annex 64



Materials:

Fastener: Stainless steel A2 or A4 - EN ISO 3506

Washer: Stainless steel A2 or A4 - EN ISO 3506
with EPDM-seal

Component I: S280GD to S450GD - EN 10346

Component II: S280GD to S450GD - EN 10346

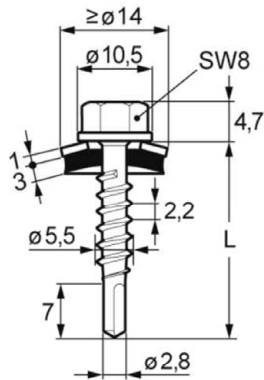
Drilling-capacity: $\Sigma(t_i + t_{ii}) \leq 2.50$ mm

| | | t_{ii} [mm] | | | | | | | | |
|-------------------|------|---------------|------|------|------|------|------|------|------|------|
| | | 0.40 | 0.50 | 0.55 | 0.63 | 0.75 | 0.88 | 1.00 | 1.25 | 1.50 |
| $V_{R,k}$ [kN] | 0.40 | 0.48 | 0.48 | 0.48 | 0.48 | 0.48 | 0.48 | 0.48 | 0.48 | 0.48 |
| | 0.50 | 0.48 | 0.75 | 0.75 | 0.75 | 0.75 | 0.75 | 0.75 | 0.75 | 0.75 |
| | 0.55 | 0.48 | 0.75 | 0.90 | 0.90 | 0.90 | 0.90 | 0.90 | 0.90 | 0.90 |
| | 0.63 | 0.48 | 0.75 | 0.90 | 1.13 | 1.13 | 1.13 | 1.13 | 1.13 | 1.13 |
| | 0.75 | 0.48 | 0.75 | 0.90 | 1.13 | 1.48 | 1.48 | 1.48 | 1.48 | 1.48 |
| | 0.88 | 0.48 | 0.75 | 0.90 | 1.13 | 1.48 | 1.73 | 1.73 | 1.73 | 1.73 |
| | 1.00 | 0.48 | 0.75 | 0.90 | 1.13 | 1.48 | 1.73 | 1.97 | 1.97 | 1.97 |
| | 1.25 | 0.48 | 0.75 | 0.90 | 1.13 | 1.48 | 1.73 | 1.97 | 1.97 | - |
| 1.50 | 0.48 | 0.75 | 0.90 | 1.13 | 1.48 | 1.73 | 1.97 | - | - | |
| $N_{R,k}$ [kN] | 0.40 | 0.43 | 0.57 | 0.65 | 0.79 | 1.00 | 1.00 | 1.00 | 1.00 | 1.00 |
| | 0.50 | 0.43 | 0.57 | 0.65 | 0.79 | 1.03 | 1.32 | 1.61 | 1.61 | 1.61 |
| | 0.55 | 0.43 | 0.57 | 0.65 | 0.79 | 1.03 | 1.32 | 1.61 | 1.61 | 1.61 |
| | 0.63 | 0.43 | 0.57 | 0.65 | 0.79 | 1.03 | 1.32 | 1.61 | 1.61 | 1.61 |
| | 0.75 | 0.43 | 0.57 | 0.65 | 0.79 | 1.03 | 1.32 | 1.61 | 1.61 | 1.61 |
| | 0.88 | 0.43 | 0.57 | 0.65 | 0.79 | 1.03 | 1.32 | 1.61 | 1.61 | 1.61 |
| | 1.00 | 0.43 | 0.57 | 0.65 | 0.79 | 1.03 | 1.32 | 1.61 | 1.61 | 1.61 |
| | 1.25 | 0.43 | 0.57 | 0.65 | 0.79 | 1.03 | 1.32 | 1.61 | 1.61 | - |
| 1.50 | 0.43 | 0.57 | 0.65 | 0.79 | 1.03 | 1.32 | 1.61 | - | - | |
| $N_{R,II,k}$ [kN] | | 0.43 | 0.57 | 0.65 | 0.79 | 1.03 | 1.32 | 1.61 | 1.61 | 1.61 |

Self-drilling screw with sealing washer $\geq \varnothing 14$ mm

SL2-S-S14-5,5xL

Annex 65



Materials:

Fastener: Stainless steel A2 or A4 - EN ISO 3506

Washer: Stainless steel A2 or A4 - EN ISO 3506
with EPDM-seal

Component I: Aluminum alloy - EN 573

Component II: Aluminum alloy - EN 573

Drilling-capacity: $\Sigma(t_i + t_{ii}) \leq 2.50$ mm

| Component I and II $R_m \geq 165$ N/mm ² | t_{ii} [mm] | | | | | | | | |
|--|---------------|------|------|------|------|------|------|------|------|
| | 0.50 | 0.60 | 0.70 | 0.80 | 0.90 | 1.00 | 1.20 | 1.50 | |
| $V_{R,k}$ [kN] | 0.50 | 0.31 | 0.31 | 0.31 | 0.31 | 0.31 | 0.31 | 0.31 | 0.31 |
| | 0.60 | 0.31 | 0.45 | 0.45 | 0.45 | 0.45 | 0.45 | 0.45 | 0.45 |
| | 0.70 | 0.31 | 0.45 | 0.59 | 0.59 | 0.59 | 0.59 | 0.59 | 0.59 |
| | 0.80 | 0.31 | 0.45 | 0.59 | 0.73 | 0.73 | 0.73 | 0.73 | 0.73 |
| | 0.90 | 0.31 | 0.45 | 0.59 | 0.73 | 0.82 | 0.82 | 0.82 | 0.82 |
| | 1.00 | 0.31 | 0.45 | 0.59 | 0.73 | 0.82 | 0.91 | 0.91 | 0.91 |
| | 1.20 | 0.31 | 0.45 | 0.59 | 0.73 | 0.82 | 0.91 | 0.91 | - |
| | 1.50 | 0.31 | 0.45 | 0.59 | 0.73 | 0.82 | 0.91 | - | - |
| $N_{R,II,k}$ [kN] | 0.26 | 0.36 | 0.47 | 0.57 | 0.67 | 0.77 | 0.77 | 0.77 | |

| Component I and II $R_m \geq 215$ N/mm ² | t_{ii} [mm] | | | | | | | | |
|--|---------------|------|------|------|------|------|------|------|------|
| | 0.50 | 0.60 | 0.70 | 0.80 | 0.90 | 1.00 | 1.20 | 1.50 | |
| $V_{R,k}$ [kN] | 0.50 | 0.40 | 0.40 | 0.40 | 0.40 | 0.40 | 0.40 | 0.40 | 0.40 |
| | 0.60 | 0.40 | 0.58 | 0.58 | 0.58 | 0.58 | 0.58 | 0.58 | 0.58 |
| | 0.70 | 0.40 | 0.58 | 0.77 | 0.77 | 0.77 | 0.77 | 0.77 | 0.77 |
| | 0.80 | 0.40 | 0.58 | 0.77 | 0.95 | 0.95 | 0.95 | 0.95 | 0.95 |
| | 0.90 | 0.40 | 0.58 | 0.77 | 0.95 | 1.07 | 1.07 | 1.07 | 1.07 |
| | 1.00 | 0.40 | 0.58 | 0.77 | 0.95 | 1.07 | 1.18 | 1.18 | 1.18 |
| | 1.20 | 0.40 | 0.58 | 0.77 | 0.95 | 1.07 | 1.18 | 1.18 | - |
| | 1.50 | 0.40 | 0.58 | 0.77 | 0.95 | 1.07 | 1.18 | - | - |
| $N_{R,II,k}$ [kN] | 0.34 | 0.48 | 0.61 | 0.75 | 0.88 | 1.00 | 1.00 | 1.00 | |

Additional definitions

The resistance value $N_{R,k}$ can be determined as follows: $N_{R,k} = \min \{ N_{R,I,k} | N_{R,II,k} \}$. $N_{R,I,k}$ has to be calculate according to EN 1999-1-4:2007, equation (8.13).

Self-drilling screw with sealing washer $\geq \text{Ø } 14$ mm

SL2-S-S14-5,5xL

Annex 66

| | |
|--|--|
| | <p>Materials:</p> <p>Fastener: Stainless steel A2 or A4 - EN ISO 3506</p> <p>Washer: Stainless steel A2 or A4 - EN ISO 3506 with EPDM-seal</p> <p>Component I: S280GD to S450GD - EN 10346</p> <p>Component II: S280GD to S450GD - EN 10346</p> |
| | <p>Drilling-capacity: $\Sigma(t_i + t_{ii}) \leq 2.50$ mm</p> |

| | | t_{ii} [mm] | | | | | | | | |
|-------------------|------|---------------|------|------|------|------|------|------|------|------|
| | | 0.40 | 0.50 | 0.55 | 0.63 | 0.75 | 0.88 | 1.00 | 1.25 | 1.50 |
| $V_{R,k}$ [kN] | 0.40 | 0.57 | 0.57 | 0.57 | 0.57 | 0.57 | 0.57 | 0.57 | 0.57 | 0.57 |
| | 0.50 | 0.57 | 0.80 | 0.80 | 0.80 | 0.80 | 0.80 | 0.80 | 0.80 | 0.80 |
| | 0.55 | 0.57 | 0.80 | 0.95 | 0.95 | 0.95 | 0.95 | 0.95 | 0.95 | 0.95 |
| | 0.63 | 0.57 | 0.80 | 0.95 | 1.18 | 1.18 | 1.18 | 1.18 | 1.18 | 1.18 |
| | 0.75 | 0.57 | 0.80 | 0.95 | 1.18 | 1.55 | 1.55 | 1.55 | 1.55 | 1.55 |
| | 0.88 | 0.57 | 0.80 | 0.95 | 1.18 | 1.55 | 2.27 | 2.27 | 2.27 | 2.27 |
| | 1.00 | 0.57 | 0.80 | 0.95 | 1.18 | 1.55 | 2.27 | 2.98 | 2.98 | 2.98 |
| | 1.25 | 0.57 | 0.80 | 0.95 | 1.18 | 1.55 | 2.27 | 2.98 | 2.98 | - |
| | 1.50 | 0.57 | 0.80 | 0.95 | 1.18 | 1.55 | 2.27 | 2.98 | - | - |
| $N_{R,k}$ [kN] | 0.40 | 0.57 | 0.74 | 0.84 | 0.99 | 1.23 | 1.28 | 1.28 | 1.28 | 1.28 |
| | 0.50 | 0.57 | 0.74 | 0.84 | 0.99 | 1.23 | 1.36 | 1.36 | 1.36 | 1.36 |
| | 0.55 | 0.57 | 0.74 | 0.84 | 0.99 | 1.23 | 1.50 | 1.50 | 1.50 | 1.50 |
| | 0.63 | 0.57 | 0.74 | 0.84 | 0.99 | 1.23 | 1.61 | 1.73 | 1.73 | 1.73 |
| | 0.75 | 0.57 | 0.74 | 0.84 | 0.99 | 1.23 | 1.61 | 1.98 | 1.98 | 1.98 |
| | 0.88 | 0.57 | 0.74 | 0.84 | 0.99 | 1.23 | 1.61 | 1.98 | 1.98 | 1.98 |
| | 1.00 | 0.57 | 0.74 | 0.84 | 0.99 | 1.23 | 1.61 | 1.98 | 1.98 | 1.98 |
| | 1.25 | 0.57 | 0.74 | 0.84 | 0.99 | 1.23 | 1.61 | 1.98 | 1.98 | - |
| | 1.50 | 0.57 | 0.74 | 0.84 | 0.99 | 1.23 | 1.61 | 1.98 | - | - |
| $N_{R,II,k}$ [kN] | | 0.57 | 0.74 | 0.84 | 0.99 | 1.23 | 1.61 | 1.98 | 1.98 | 1.98 |

| | |
|---|-----------------|
| Self-drilling screw with sealing washer $\geq \text{Ø} 14$ mm | Annex 67 |
| SL2-S-S14-6,3xL, SL2-S-L12-S14-6,3xL | |

| | |
|--|--|
| | <p>Materials:</p> <p>Fastener: Stainless steel A2 or A4 - EN ISO 3506</p> <p>Washer: Stainless steel A2 or A4 - EN ISO 3506 with EPDM-seal</p> <p>Component I: Aluminum alloy - EN 573</p> <p>Component II: Aluminum alloy - EN 573</p> |
| | <p>Drilling-capacity: $\Sigma(t_i + t_{ii}) \leq 2.50$ mm</p> |

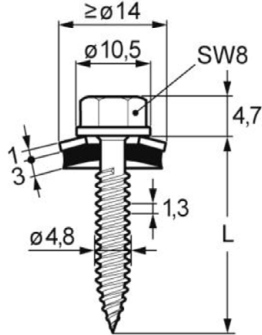
| Component I and II $R_m \geq 165$ N/mm ² | t_{ii} [mm] | | | | | | | | |
|--|---------------|------|------|------|------|------|------|------|------|
| | 0.50 | 0.60 | 0.70 | 0.80 | 0.90 | 1.00 | 1.20 | 1.50 | |
| $V_{R,k}$ [kN] | 0.28 | 0.28 | 0.28 | 0.28 | 0.28 | 0.28 | 0.28 | 0.28 | 0.28 |
| t_i [mm] | 0.28 | 0.45 | 0.45 | 0.45 | 0.45 | 0.45 | 0.45 | 0.45 | 0.45 |
| | 0.28 | 0.45 | 0.62 | 0.62 | 0.62 | 0.62 | 0.62 | 0.62 | 0.62 |
| | 0.28 | 0.45 | 0.62 | 0.79 | 0.79 | 0.79 | 0.79 | 0.79 | 0.79 |
| | 0.28 | 0.45 | 0.62 | 0.79 | 0.97 | 0.97 | 0.97 | 0.97 | 0.97 |
| | 0.28 | 0.45 | 0.62 | 0.79 | 0.97 | 1.15 | 1.15 | 1.15 | 1.15 |
| | 0.28 | 0.45 | 0.62 | 0.79 | 0.97 | 1.15 | 1.15 | - | - |
| | 0.28 | 0.45 | 0.62 | 0.79 | 0.97 | 1.15 | - | - | - |
| $N_{R,II,k}$ [kN] | 0.35 | 0.44 | 0.54 | 0.63 | 0.75 | 0.87 | 0.87 | 0.87 | 0.87 |

| Component I and II $R_m \geq 215$ N/mm ² | t_{ii} [mm] | | | | | | | | |
|--|---------------|------|------|------|------|------|------|------|------|
| | 0.50 | 0.60 | 0.70 | 0.80 | 0.90 | 1.00 | 1.20 | 1.50 | |
| $V_{R,k}$ [kN] | 0.36 | 0.36 | 0.36 | 0.36 | 0.36 | 0.36 | 0.36 | 0.36 | 0.36 |
| t_i [mm] | 0.36 | 0.58 | 0.58 | 0.58 | 0.58 | 0.58 | 0.58 | 0.58 | 0.58 |
| | 0.36 | 0.58 | 0.81 | 0.81 | 0.81 | 0.81 | 0.81 | 0.81 | 0.81 |
| | 0.36 | 0.58 | 0.81 | 1.03 | 1.03 | 1.03 | 1.03 | 1.03 | 1.03 |
| | 0.36 | 0.58 | 0.81 | 1.03 | 1.26 | 1.26 | 1.26 | 1.26 | 1.26 |
| | 0.36 | 0.58 | 0.81 | 1.03 | 1.26 | 1.49 | 1.49 | 1.49 | 1.49 |
| | 0.36 | 0.58 | 0.81 | 1.03 | 1.26 | 1.49 | 1.49 | - | - |
| | 0.36 | 0.58 | 0.81 | 1.03 | 1.26 | 1.49 | - | - | - |
| $N_{R,II,k}$ [kN] | 0.46 | 0.58 | 0.70 | 0.82 | 0.98 | 1.14 | 1.14 | 1.14 | 1.14 |

Additional definitions

The resistance value $N_{R,k}$ can be determined as follows: $N_{R,k} = \min \{ N_{R,I,k} \mid N_{R,II,k} \}$. $N_{R,I,k}$ has to be calculated according to EN 1999-1-4:2007, equation (8.13).

| | |
|--|-----------------|
| Self-drilling screw with sealing washer $\geq \varnothing 14$ mm | Annex 68 |
| SL2-S-S14-6,3xL, SL2-S-L12-S14-6,3xL | |



Materials:

Fastener: Stainless steel A2 or A4 - EN ISO 3506

Washer: Stainless steel A2 or A4 - EN ISO 3506
with EPDM-seal

Component I: S280GD to S450GD - EN 10346

Component II: S280GD to S450GD - EN 10346

Drilling-capacity: $\Sigma(t_i + t_{ii}) \leq 2.00$ mm

| | | t_{ii} [mm] | | | | | | |
|-------------------|------|---------------|------|------|------|------|------|------|
| | | 0.40 | 0.50 | 0.55 | 0.63 | 0.75 | 0.88 | 1.00 |
| $V_{R,k}$ [kN] | 0.40 | 0.66 | 0.66 | 0.66 | 0.66 | 0.66 | 0.66 | 0.66 |
| | 0.50 | 0.66 | 0.80 | 0.80 | 0.80 | 0.80 | 0.80 | 0.80 |
| | 0.55 | 0.66 | 0.80 | 0.98 | 0.98 | 0.98 | 0.98 | 0.98 |
| | 0.63 | 0.66 | 0.80 | 0.98 | 1.28 | 1.28 | 1.28 | 1.28 |
| | 0.75 | 0.66 | 0.80 | 0.98 | 1.28 | 1.72 | 1.72 | 1.72 |
| | 0.88 | 0.66 | 0.80 | 0.98 | 1.28 | 1.72 | 1.72 | 1.72 |
| | 1.00 | 0.66 | 0.80 | 0.98 | 1.28 | 1.72 | 1.72 | 1.72 |
| $N_{R,k}$ [kN] | 0.40 | 0.52 | 0.73 | 0.82 | 0.95 | 0.95 | 0.95 | 0.95 |
| | 0.50 | 0.52 | 0.73 | 0.82 | 0.97 | 1.20 | 1.20 | 1.20 |
| | 0.55 | 0.52 | 0.73 | 0.82 | 0.97 | 1.20 | 1.20 | 1.20 |
| | 0.63 | 0.52 | 0.73 | 0.82 | 0.97 | 1.20 | 1.20 | 1.20 |
| | 0.75 | 0.52 | 0.73 | 0.82 | 0.97 | 1.20 | 1.20 | 1.20 |
| | 0.88 | 0.52 | 0.73 | 0.82 | 0.97 | 1.20 | 1.20 | 1.20 |
| | 1.00 | 0.52 | 0.73 | 0.82 | 0.97 | 1.20 | 1.20 | 1.20 |
| $N_{R,II,k}$ [kN] | | 0.52 | 0.73 | 0.82 | 0.97 | 1.20 | 1.20 | 1.20 |

Self-drilling screw with sealing washer $\geq \text{Ø } 14$ mm

SLG-S-S14-4,8xL

Annex 69